



2018 ANNUAL REPORT





“ Super job and so beautiful!
I’m so proud to live in Riverview
and to be part of a community that
cares, and wants it’s citizens to love
living here. I certainly do! ”

Sandra Hickey Beukeveld

LIGHT UP RIVERVIEW

December, 2018

TABLE OF CONTENTS

Message from the Mayor.....	2
Members of Council	3
Organizational Transparency	4
Town Council meeting attendance	5
Town Council closed session meetings	6
Annual community investment grants	7
2018 Sponsorships	8
Town Council salaries	8
Revenue	9
Expenses.....	10
Message from the CAO.....	11
Strategic Plan Progress Report	12
Economic Development.....	26
Population, tax base	26
Micro-grants	27
Financial incentive program	28
Annual building permit report	28
Regional economic development	29
Appendix – Financial Statement	30



MESSAGE FROM THE MAYOR



On behalf of Riverview Town Council and Staff, I am pleased to present the 2018 Annual Report. This report provides the community with an update on projects identified in our 2016-2020 Strategic Plan, as well as key data to ensure operations are transparent.

Our town's pattern of steady, sustainable growth continued in 2018. It was a year of transformative community-building with many highlights including:

- Expansion of the Gunningsville Boulevard intersection at Hillsborough Road and Coverdale Road.
- Renewal of the Byron Dobson Memorial Arena's upper rink.
- Construction of a shelter, firepit, seating and other amenities at the Mill Creek Nature Park Lookout (one of the Fundy Biosphere Reserve's 50 Amazing Places).
- Welcoming Tech Mahindra, a multinational information technology company based in Mumbai.
- Appointment of the steering committee charged with fundraising for the future Wellness Centre in Mill Creek Nature Park.

I extend a sincere thank you to the residents, community groups, local businesses and volunteers of the Town of Riverview. Your contribution to our vibrant and diverse town is very much appreciated. By working together we all help to make it a wonderful place in which to live.

Our Town is full of potential and I am honoured to be part of a team that includes members of Riverview Town Council, our leadership team and all the staff at the Town of Riverview, working towards a better tomorrow for future generations.

Ann Seamans
Mayor



RIVERVIEW TOWN COUNCIL

The Town of Riverview is divided into four wards with a Councillor elected to represent each ward, plus there are three Councillors elected at large. Town Councillors represent the ward in which they live and are elected by citizens of that ward. Councillors-at-large are elected to represent the town as a whole.

MEMBERS OF 2016-2020 RIVERVIEW TOWN COUNCIL:



WARD 1
Lana Hansen




WARD 2
John Coughlan



WARD 3
Jeremy Thorne



WARD 4
Wayne Bennett



COUNCILLOR AT LARGE
Cecile Cassista



COUNCILLOR AT LARGE
Andrew LeBlanc



COUNCILLOR AT LARGE
Tammy Rampersaud
(Deputy Mayor in 2018)

All councillors are elected for a four-year term, and all are committed to making Riverview the best place to live it can be.

TOWN COUNCIL CLOSED SESSION MEETINGS

Closed session meetings are held only in circumstances outlined in section 68(1) of the Local Governance Act.

DATES	MEETINGS	LEGISLATION	PURPOSE
8/Jan/18	Closed Session	MA Section 10.2 (4) (a, c, e)	Purchase & sale agreement
22/Jan/18	Closed Session	MA Section 10.2 (4) (c, j) MA Section 10.2 (4) (a, b)	1) CUPE Negotiations 2) Land Development
12/Feb/18	Closed Session	MA Section 10.2 (4) (c, j)	CUPE Grievance
26/Feb/18	Closed Session	MA Section 10.2 (4) (c, j)	CUPE Grievance
12/Mar/18	Closed Session	MA Section 10.2 (4) (c, j)	Labour Relations
9/Apr/18	Closed Session	LA Section 68 (1) (a, b, c, f, g)	By-Law compliance
23/Apr/18	Closed Session	LA Section 68 (1) (c, j) LA Section 68 (1) (a, b, c, d)	1) Labour Relations 2) Sale & Acquisition of Property
14/May/18	Closed Session	LA Section 68 (1) (c)	Status of Lease Contract
28/May/18	Closed Session	LA Section 68 (1) (c)	Funded Agency - Agreement
11/Jun/18	Closed Session	LA Section 68 (1) (a, b, c, d)	Purchase & sale agreement
25/Jun/18	Closed Session	LA Section 68 (1) (a, b, c, d)	Purchase & sale agreement
8/Aug/18	Closed Session	LA Section 68 (1) (a, c) LA Section 68 (1) (a, c, e)	1) New RCMP building agreement 2) Tri-Community Transit Federal/ Provincial Funding Program
24/Sep/18	Closed Session	LA Section 68 (1) (a, c)	Antenna Siting Protocol
9/Oct/18	Closed Session	LA Section 68 (1) (a, b, c, d) LA Section 68 (1) (a, b, c, d) LA Section 68 (1) (b)	1) Town Property - Purchase and Sale Agreement 2) Town Property - Purchase and Sale Agreement 3) Demolition of Residential Property
22/Oct/18	Closed Session	LA Section 68 (1) (a, b, c, d)	Expropriation Process - Two Lots
13/Nov/18	Closed Session	LA Section 68 (1) (a, b, c, d)	Lease Agreement Status
26/Nov/18	Closed Session	LA Section 68 (1) (b, c)	Town Priorities for Local MLAs

ANNUAL COMMUNITY INVESTMENT GRANTS

Our Annual Grant program provides funding toward organizations' programs, projects and operational expenses. The deadline to apply each year is Nov. 30.

292 RCSCC Coverdale Sea Cadets	\$3,000
AIDS Moncton	\$500
Albert County Action Committee	\$6,000
Atlantic Ballet Theatre of Canada	\$4,000
Atlantic Wellness Community Center	\$10,000
Capitol Theatre Academy (formerly Capitol School of Performing Arts)	\$1,500
Claude D. Taylor Home and School Association (new request for 2018)	\$7,500
Frank L. Bowser School Playground Project	\$12,500
Frye Festival	\$2,000
Girl Guides of Canada - Riverview District	\$500
Greater Moncton Chorale	\$600
Greater Moncton Crime Stoppers	\$1,000
Greater Moncton Music Festival	\$1,000
Greater Moncton Santa Claus Parade	\$1,000
Greater Moncton Scottish Association	\$1,000
Harmonie Codiak Concert Band	\$500
HubCap Comedy Festival	\$2,500
Junior Achievement New Brunswick	\$500
La Bikery Co-operative	\$1,000
Moncton Regional Learning Council	\$500
New Brunswick Refugee Clinic	\$1,500
Town of Riverview Seniors Roundtable	\$800
Tri-Community RCMP Volunteer Policing Services	\$2,351
Tri-County Ground Search & Rescue Group	\$1,000
United Way SENB - Youth First	\$1,500
YWCA Moncton	\$1,000
Greater Moncton SPCA	\$5,000

RELATIONSHIP GRANTS

Capitol Theatre	\$74,730
Riverview Arts Centre	\$59,000
Riverview Boys & Girls Club (in-kind)	\$53,573

**THE BOYS &
GIRLS CLUB**
AIMS TO BE A PROMINENT
AGENCY IN THE COMMUNITY
FOR PROVIDING QUALITY
PROGRAMMING AND
RESOURCES TO CHILDREN
AND YOUTH.



2018 SPONSORSHIPS

Funding requests in excess of \$500 for event or tournament hosting, travel subsidies, in-kind assistance or facility discounts.

New Brunswick Youth Orchestra	\$500
Moncton Mustangs	\$500
Greater Moncton Chinese Cultural Association	\$500
Canadian Mental Health Association	\$900
Greater Moncton Asian Heritage Society	\$500
New Brunswick Building Officials Association	\$500
Harvest House	\$1,000
Juvenile Diabetes Research Foundation	\$1,500
Atlantic Nationals	\$3,475
River of Pride	\$1,250
Earth Day Metro Moncton	\$500
Multicultural Assoc of Greater Moncton	\$2,000
South East Sexual Assault Centre	\$500
Riverview Boy Scouts	\$500
Greater Moncton Chamber of Commerce	\$1,000
Moncton Wildcats	\$1,391

Riverview is strengthened in countless ways by the diversity of our community. We were proud to join leaders from the LGBTQ+ community in celebrating opportunity and **INCLUSION FOR ALL!**



TOWN COUNCIL SALARIES

One third of Council salaries are intended to cover expenses resulting from the discharge of their duties.

Mayor	\$31,877
Deputy Mayor	\$16,690
Councillors	\$14,690


WHERE DOES THE TOWN'S REVENUE COME FROM?

The average residential home in Riverview costs \$162,625 with a property tax assessment of \$2,574. Your property taxes support the delivery of key Town services and are the primary source of funding for the Town's operating budget.

PROPERTY TAXES
(residential and commercial) **\$23,611,174**

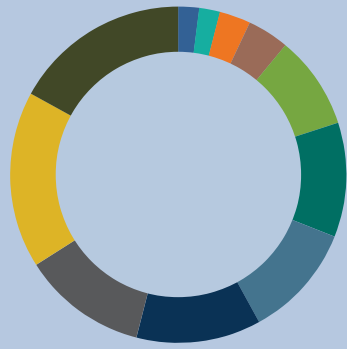
COMMUNITY FUNDING AND EQUALIZATION GRANT **\$2,408,142**
(Province of New Brunswick)

OTHER MUNICIPAL SOURCE REVENUE **\$2,420,994**



EXPENSES

HOW YOUR TAX DOLLARS ARE SPENT



- Public transit 2%
- Provincial property taxes and assessment 2%
- Solid waste collection 3%
- Economic development, urban planning and tourism 4%
- General government 9%
- Fire and rescue 11%
- Engineering and public works 11%
- RCMP 12%
- Debt principal and interest 12%
- Parks, recreation and community relations 17%
- 'Pay as you go' fund for capital projects 17%

TOWN OF RIVERVIEW UTILITY FUND

SOURCES OF REVENUE

Water	\$3,740,250	49%
Sewer	\$1,553,190	21%
Sewer Treatment	\$1,698,900	23%
Other	\$483,226	7%
Total	\$7,475,566	100%

COST PER RESIDENT

	Annual	Monthly
Water	\$465	\$38.75
Sewer	\$199	\$16.60
Sewer Treatment	\$210	\$17.50
Total	\$874	\$72.85



MESSAGE FROM THE CAO



People are at the heart of everything we do at the Town of Riverview. Our core municipal services make Riverview a sought-after place for people to live, explore and do business. This annual report gives residents an overview of how the Town's staff deliver a broad range of community services that make Riverview a great place to call home.

Town Council established clear direction for the community in its 2016-2020 Strategic Plan. As a staff, we use that guide to drive long-range infrastructure and operational programs.

While the Town continues to see an uptick in new construction permits, the tax base has had lower than historical growth due to a variety of factors, most notably because market conditions haven't shown an increase in value for existing properties. That's why in 2018 we updated the Town's long-term financial plan to address infrastructure requirements while living within our means. The long-range plan focuses priorities on upgrading local streets, investing in the development of Mill Creek Nature Park, planning for a future Wellness Centre and upgrading underground infrastructure.

OTHER NOTABLE HIGHLIGHTS IN 2018 INCLUDE:

- The establishment of a financial incentive program to encourage development in the Town's commercial zones. In 2018, there were two applications submitted.
- Continued execution of our three-year marketing and communication strategy to clearly define and showcase Riverview's brand and identity to future investors.
- Collaboration with our regional partners on initiatives such as planning for a new RCMP station, regional economic development, establishing a regional destination marketing strategy, and improving our region's ability to attract and retain immigrants.
- Operational improvements such as the launch of DocuPet, a pet licensing system; increased use of the service tracker system to track and record service calls; improved tracking of our recreation programs using HIGH FIVE® principles; and promotion of online payment options for residents.
- Strengthening community partnership to achieve service excellence: We increased business engagement in Town events and invested in collaborations with organizations such as the Fundy Biosphere Reserve, La Bikery Co-operative, the Riverview Public Library and local schools.
- Evolvement of our work safety culture including more training opportunities and establishment of the fire department's Peer Support Program.

Our employees take great pride in delivering top-notch services to the community. I thank them for their dedication and look forward to what we can achieve together in 2019.

Colin Smith, CAO



STRATEGIC PLAN

2018 YEAR END REVIEW



VISION

To be a thriving, safe and welcoming community where present and future generations live well and the local economy prospers.

MISSION

The Town of Riverview provides strong leadership, good governance and quality municipal services that make for a vibrant, friendly and safe community for residents and business owners.

GUIDING PRINCIPLES

To live up to our mission, Council and staff are guided by six core principles that apply to all that we do:

Sustainability – We must consider the impact our decisions have for the long-term wellbeing of the community.

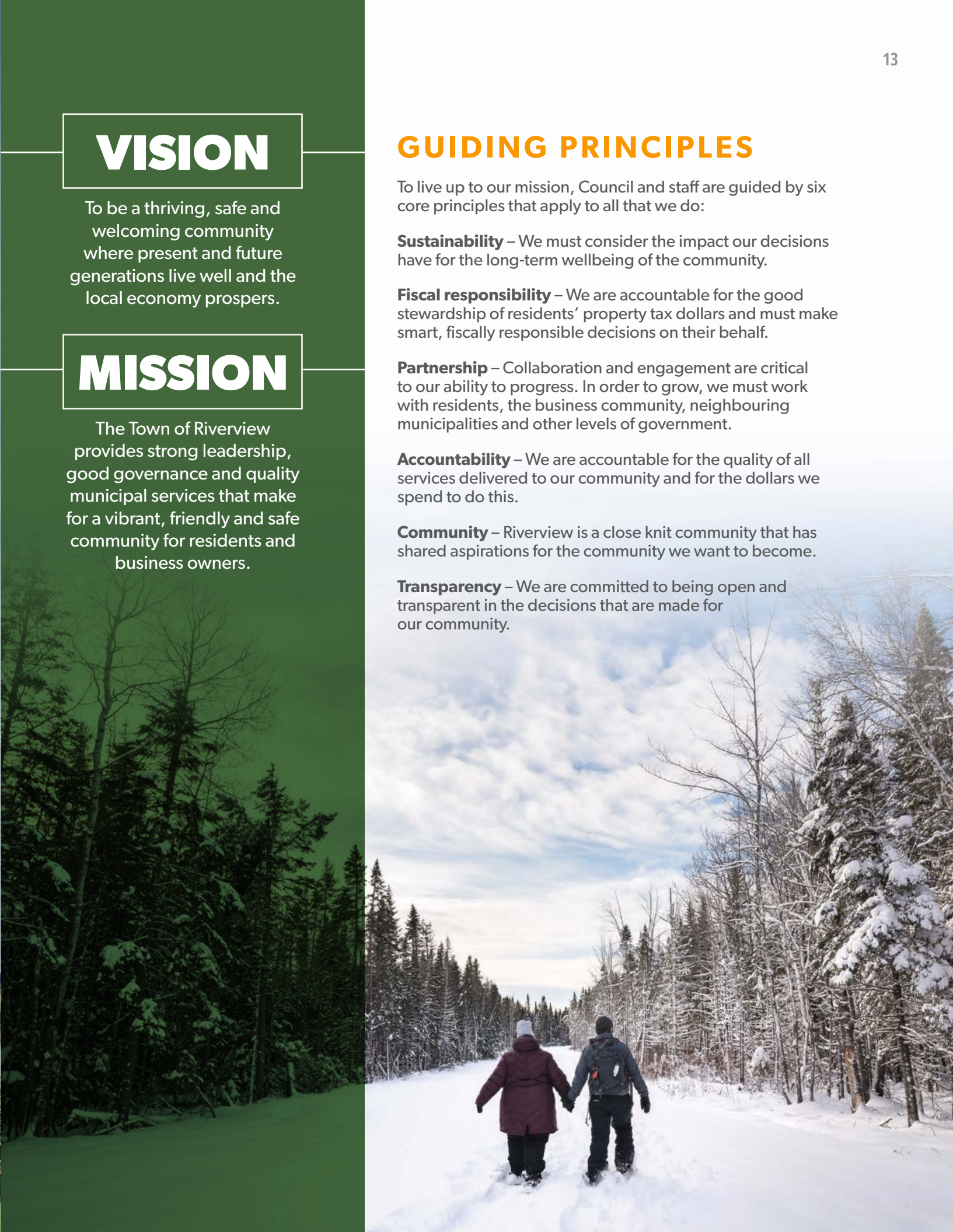
Fiscal responsibility – We are accountable for the good stewardship of residents’ property tax dollars and must make smart, fiscally responsible decisions on their behalf.

Partnership – Collaboration and engagement are critical to our ability to progress. In order to grow, we must work with residents, the business community, neighbouring municipalities and other levels of government.

Accountability – We are accountable for the quality of all services delivered to our community and for the dollars we spend to do this.

Community – Riverview is a close knit community that has shared aspirations for the community we want to become.

Transparency – We are committed to being open and transparent in the decisions that are made for our community.



STRATEGIC THEMES

The Town has established four strategic themes for this four year plan:



A SAFE AND WELCOMING COMMUNITY:

Riverview is a community of choice where families feel safe, where residents enjoy a good quality of life and have pride in their community.



PLANNING FOR THE FUTURE:

Riverview plans, builds and maintains its public infrastructure to meet the needs of our growing and increasingly diverse community.



SMART AND SUSTAINABLE GROWTH:

Riverview attracts new investment through a growth plan that recognizes the significance of its residential neighbourhoods, protection of its natural surroundings and commitment to long-term sustainability. This includes attracting niche business opportunities as well as investment in specific sectors, such as tourism as Riverview is a gateway to the Fundy region.



FISCAL RESPONSIBILITY AND SERVICE EXCELLENCE:

Riverview remains a community of choice because of its continued excellence in the delivery of municipal services as well as its fiscally responsible approach to growth and sustainability.

ABBREVIATIONS / DEPARTMENTS RESPONSIBLE

By-Law Enforcement
 Chief Administrative Officer
 Corporate Services
 Economic Development
 Fire & Rescue
 Finance
 Engineering
 Human Resources
 Parks, Recreation & Community Relations
 Public Works

BY-LAW
CAO
CS
ED
FIRE
FINANCE
ENG
HR
P&R
PW



A SAFE & WELCOMING COMMUNITY

Riverview is a community of choice where families feel safe, where residents can enjoy a good quality of life and have pride in their community.

OBJECTIVES	ACTIONS Strategic Plan and Departmental Operational Plans	2018 YEAR RESULTS
Promote Riverview as an inclusive community with a good quality of life for residents.	Promote greater diversity and inclusion through all aspects of the Town's decision-making. ED	<ul style="list-style-type: none"> The tri-community had a consultant complete a report assessing progress on the region's existing immigration strategy to the end of 2018. The review will assist in the development of a renewal strategy in 2019.
	Support the development of a Greater Moncton Immigration Initiatives ED	<ul style="list-style-type: none"> The Diversity Champion Coordinator position is the liaison between community members and newcomers. In 2018, the Diversity Champion Coordinator attended the Town's ward block parties.
	Support the integration of the business community into existing community events and festivals. ED, P&R	<ul style="list-style-type: none"> Business community integral to event programming for Winter Carnival and Maple Sugar Festival. Harvest Festival supported a local businessperson's "Kegs and Legs" run partnering with Buddha Bear Riverview at FCRS. Partnered with Buddha Bear Riverview, Cocoa Room to host activities for the Mayor's Christmas Light Launch. Seven local businesses, as well as one resident, financially sponsored Light Up Riverview. Local art group was part of summer concert series.
	Programming inclusion (New action) P&R	<ul style="list-style-type: none"> Addition of sport and specialty camps in children's summer programming. Added wheelchair basketball to programming at Canada Day event. Two new aquatic programs were introduced to support the integration of persons with disabilities. The programs create an inclusive opportunity to the community and creating interest in para-swimming.



A SAFE & WELCOMING COMMUNITY

Riverview is a community of choice where families feel safe, where residents can enjoy a good quality of life and have pride in their community.


OBJECTIVES	ACTIONS Strategic Plan and Departmental Operational Plans	2018 YEAR RESULTS
Design and implement community events and programs to increase community pride, citizens' engagement and wellbeing.	Continue to deliver popular recreational programs. P&R	<ul style="list-style-type: none"> The new service delivery model for fitness programs that was piloted was very successful, and this model has continued into 2019. The goal is to continue to partner with fitness instructors in our community to offer safe and affordable opportunities to be active in Riverview.
	Maintain current special community wide events with a focus on active living. P&R	<ul style="list-style-type: none"> Riverview Winter Carnival 2018 hosted 5 free nights of Snowshoeing Adventures, each at unique Riverview locations, led by community partners. Snowshoe rental fees were waived and refreshments and prizes were provided through partnerships with local businesses. Ice sledges were made available for Riverview Winter Carnival festivalgoers. Riverview Winter Carnival partnered with River of Pride to host its first-ever event in Riverview. Riverview launched the province's first Discovery Day Pack Lending Program in partnership with the Fundy Biosphere Reserve and Riverview Public Library.
	ED, P&R	<ul style="list-style-type: none"> Additions to Light Up Riverview encouraged more pedestrian activity on the riverfront in December.
	Establish Riverview Art Fund to acquire, promote and display local art. P&R	<ul style="list-style-type: none"> The Art Procurement Committee received 13 submissions in 2018 and purchased 4 pieces of artwork, which are displayed in Council Chambers. As well the committee purchased one piece from the Library Art Show.
Encourage greater awareness and use of public transit.	Increase public transit investment through 2020. Codiac Transpo, CAO	<ul style="list-style-type: none"> Added a new bus to finish upgrading fleet in 2018 resulting in reduced maintenance costs for buses.



A SAFE & WELCOMING COMMUNITY

Riverview is a community of choice where families feel safe, where residents can enjoy a good quality of life and have pride in their community.


OBJECTIVES	ACTIONS Strategic Plan and Departmental Operational Plans	2018 YEAR RESULTS
Foster civic engagement and volunteerism	Involving community through events, participation, surveys and social media. P&R, CS	<ul style="list-style-type: none"> Sliq Media was selected as the provider for Council's live streaming service. Equipment was installed in late 2018 with the first live meeting broadcast on Feb. 25, 2019.
Foster civic engagement and volunteerism	Further encourage the engagement of the community groups and citizens on events and festivals organizing groups/committees P&R	<ul style="list-style-type: none"> Friends of Mill Creek played an active role in the development of the Mill Creek Nature Park. All their efforts are to encourage residents and visitors to engage with the park. In 2018, pollinator gardens were installed, the lookout amenities including shelter, a firepit, firewood and a picnic table were completed, and the park served as host venue for the Atlantic Outdoor Forum among others.
Promote opportunities to maintain community safety	Execution of Fire inspections of Commercial Occupancies to meet or exceed the provincial standard FIRE	<ul style="list-style-type: none"> The Deputy Chief of Fire Prevention completed 164 Inspections in 2018. This is an increase from 117 in 2017.
	Emergency Measures FIRE CHIEF	<ul style="list-style-type: none"> Completed the joint emergency measures plan for Greater Moncton municipalities and updated the Town's EMO by-law. Conducted a table top exercise in June 2018 using the new Emergency Operations Centre and new Emergency Response Plan for the first time.
	Development of a Fire Department Strategic Plan FIRE	<ul style="list-style-type: none"> Formed a committee to produce a group charter to guide the team's shared departmental professionalism. The charter has been adopted and will be rolled out in 2019.



PLANNING FOR FUTURE

Riverview plans, builds and maintain its public infrastructure to meet the needs of our growing and increasingly diverse community.

OBJECTIVES	ACTIONS Strategic Plan and Departmental Operational Plans	2018 YEAR RESULTS
Complete an asset management plan regarding infrastructure needs.	Complete infrastructure asset management plan by 2018 and work from the framework that is established. FINANCE	<ul style="list-style-type: none"> Council endorsed the Asset Management Plan and Policy, a living plan which is a guiding principle of the Town's Ten-Year Capital Plan.
Take a well-planned & fiscally responsible approach to building and maintaining public infrastructure	Investing in maintaining existing assets of the Town. P&R, FIRE	<ul style="list-style-type: none"> The Town made significant investments in the Byron Dobson arena in 2018. The upper rink now has a new ice surface, boards, improved interior LED lighting, additional spectator heating, improved ventilation and a new sound system. Completed the final phase of roof repairs to the fire station.
	Develop a facilities master plan for the Town's buildings. CS	<ul style="list-style-type: none"> Implemented multiple preventive maintenance contracts to maintain the Town's facilities. The Facilities Coordinator completed a Professional Certificate in Asset Management Planning.
	Development of Mill Creek Nature Park P&R	<ul style="list-style-type: none"> The Town invested \$175,000 in Mill Creek's development: trail networks, new signage, installation of shelter and fire pit at the Lookout.
	Continued investment of required infrastructure to support active transportation P&R, ENG	<ul style="list-style-type: none"> Installed gates at the trail ends on Old Coach Road to enhance user safety and eliminate vehicle access. Completed the Sawgrass Drive gravel trail connection to the Coverdale Centre. Completed Ridgeway Park gravel trail connection from Fairway Blvd. Completed sidewalk construction on Runneymeade Road.
	Implement an annual land and facilities assessment process to enable selling opportunities of surplus properties. CAO, ED	<ul style="list-style-type: none"> There were conditional offers on all four properties the Town has listed for sale. The sale of the former RCMP station was the only transaction completed in 2018.



PLANNING FOR FUTURE

Riverview plans, builds and maintain its public infrastructure to meet the needs of our growing and increasingly diverse community.

OBJECTIVES	ACTIONS Strategic Plan and Departmental Operational Plans	2018 YEAR RESULTS
Take a well-planned & fiscally responsible approach to building and maintaining public infrastructure	Promote Development of Commercial Land (New action) CAO, ED	<ul style="list-style-type: none"> Two applications to the Financial Incentive Program were received in 2018 for projects at 774 Coverdale Road and 631 Pinewood Road.
	Collaborate with Wellness Centre Committee and community groups to ensure recreation facilities and programs meet residents' needs. Wellness Centre Committee *	<ul style="list-style-type: none"> The Wellness Centre Steering Committee was established in 2018 and will start developing a fundraising campaign that will be launched in 2019. <p><i>*transferring to a community-led fundraising committee</i></p>
	Upgrade facility energy efficiency through programs/ third-party partnerships. P&R	<ul style="list-style-type: none"> Skatepark lights were replaced with LED lighting. Improvements made in the Byron Dobson arena included energy efficiency upgrades, specifically the lighting in the lower rink, and the Town received funding from NB Power's Energy Efficiency Program as a result of this investment.
Invest in upgrading local streets and roads	Local Improvement Program and water main renewals ENG, PW	<ul style="list-style-type: none"> The five local improvement projects (Bloor, Balmoral, Byron, Ealey, Leonard loop) were all successfully completed on time and budget. Water main renewal project on Warren, Gaskin and Lowell were completed on budget and on time.
Invest in maintaining and growing Town's road network to attract business investment	Pine Glen Road Improvements ENG, PW	<ul style="list-style-type: none"> Planning for a roundabout at the corner of Pine Glen and Pinewood Road continued. The project is schedule for 2021, however in 2018 steps were taken to begin acquiring the land required to build the roundabout.
	Intersection at Coverdale and Gunningsville Bridge ENG, PW	<ul style="list-style-type: none"> The Town completed upgrades to this intersection to improve current traffic flow and address challenges created by the Province's planned causeway closure in 2020. The total cost of construction was \$1,836,464.42 +HST. The Province contributed \$800,000.



SMART & SUSTAINABLE GROWTH

Riverview attracts new investment through a growth plan that recognizes the significance of its residential neighbourhoods, protection of its natural surroundings and commitment to long-term sustainability. This includes attracting niche business opportunities as well as investment in specific sectors, such as tourism, as Riverview is a gateway to the Fundy region.


OBJECTIVES	ACTIONS Strategic Plan and Departmental Operational Plans	2018 YEAR RESULTS
Riverview Brand Development	Approve and implement a new three-year marketing and communication strategy that would help grow investment and communicate opportunities to community. ED, CS	<ul style="list-style-type: none"> CS is adding winter images to the TOR's professional photography database to reflect our brand story through digital channels, community advertisements, festival/event marketing, etc. It will be completed following Winter Carnival in Feb. 2019. Developed new inventory of promotional items/swag to fulfil community requests for donations that aligns with brand identity (outdoor adventure, eco-conscious).
Increase tourism opportunities in Riverview through growth of Fundy trail network	Enhance the Town's trail network to align with eco-tourism strategy for the region. P&R, ED	<ul style="list-style-type: none"> The Town in partnership with the La Bikery, Petitcodiac Watershed Alliance and Fundy Biosphere Reserve offered guided bicycle tours along the riverfront. The Fundy Biosphere Reserve received an Envision Riverview micro-grant to install signage in strategic locations to direct people to the various FBR Amazing Places.
	Enhance the Town's trail network to align with a larger eco-tourism strategy for the region. P&R, ED	<ul style="list-style-type: none"> Additional collaborations with the Fundy Biosphere in 2018 included: Discovery Daypack Lending Program at the Riverview Public Library, the Mill Creek Social held with the Atlantic Outdoor Forum. Fundy Biosphere Reserve participated in each block party and offered small trees and buttons with sustainability pledges on them.
	Continue to develop Riverview's tourism strategy as the book end community to the Fundy Trail tourism development. P&R, ED	<ul style="list-style-type: none"> Consultants hired by the City of Moncton were given an expanded scope to explore the concept of a regional destination marketing organization. The report will be completed in early 2019.



SMART & SUSTAINABLE GROWTH

Riverview attracts new investment through a growth plan that recognizes the significance of its residential neighbourhoods, protection of its natural surroundings and commitment to long-term sustainability. This includes attracting niche business opportunities as well as investment in specific sectors, such as tourism, as Riverview is a gateway to the Fundy region.

OBJECTIVES	ACTIONS Strategic Plan and Departmental Operational Plans	2018 YEAR RESULTS
Attract investment in the eco and sports tourism sectors	Increase eco-tourism through outdoor opportunities for residents P&R	<ul style="list-style-type: none"> P&R was a key stakeholder in the planning and implementation of the first ever Atlantic Outdoor Forum held in Moncton with sessions offered in Riverview.
	Develop a shop local campaign, with the business community to provide inventive ways to promote Riverview businesses. ED, CS	<ul style="list-style-type: none"> The Holiday Shop Local Campaign had 50 Riverview businesses participate. The shipping container pilot project Buddha Bear Riverview was tremendously popular throughout the summer months and added to the vibrancy of the riverfront.
Retain and grow our strong local business community.	Through the Business Collective, collaborate with local entrepreneurs to address issues and priorities. ED, CS	<ul style="list-style-type: none"> The Economic Development Department visited 18 businesses in 2018. Except for one business, all targeted businesses are doing well and gearing up for growth and/or expansion. A common theme was the desire to be engaged. Hosted a Riverview Business Connects networking event. The Light Up Riverview Committee with support from local businesses and funding from Council were able to complete maintenance, light in-fill trees and light new trees reaching the covered bridge. The Coverdale Centre's class 5 kitchen was rented for 1111 hours in 2018.
	Work collaboratively with Moncton, Dieppe, 3+ Corporation and the business community on sustainable regional economic growth. CAO, ED	<ul style="list-style-type: none"> Staff turnover at 3+, including the resignation of its CEO, hampered that organizations ability to fulfil its SLA commitment. 2 new staff were added to focus on workforce development.



FISCAL RESPONSIBILITY & SERVICE EXCELLENCE

Riverview remains a community of choice because of its continued excellence in the delivery of municipal services as well as its fiscally responsible approach to growth and sustainability.

OBJECTIVES	ACTIONS Strategic Plan and Departmental Operational Plans	2018 YEAR RESULTS
Provide high-quality customer service to residents and businesses.	Develop a Town Asset Management Plan (AMP) by 2018 that will guide Council's investment decisions on infrastructure requirements and level of service it provides to its residents. FINANCE	<ul style="list-style-type: none"> AMP completed and endorsed by Council. The Town's 10-Year Capital Plan was updated in 2018 and was used as a critical guiding tool for the development of the 2019 budget preparation.
	Complete an annual property tax guide for residents. CS	<ul style="list-style-type: none"> The annual guide was updated and posted online. As well, a summary of the property tax guide was included in the Town's quarterly water and sewer bill mail-out.
	Increase public transparency. CS	<ul style="list-style-type: none"> Completed installation of live-streaming equipment in Council Chambers.
	For ongoing operations, establish an improvement program with dedicated performance markers. CLERK, P&R	<ul style="list-style-type: none"> Attendance: See Metrics and Awards. Movies: Sept. And Oct. indoor fall movie attendance doubled the summer movie attendance with more than 450 attendees.
	Explore alternative service delivery options for certain services where quality would not be affected. P&R	<ul style="list-style-type: none"> Explored alternative options for the printing and delivery of the Events & Activities Guide that is prepared 3 times annually. Developing plan to reduce production costs in 2019.
	CS	<ul style="list-style-type: none"> The new DocuPet system launched in November, 2018 to help with declining pet licence sales.

FISCAL RESPONSIBILITY & SERVICE EXCELLENCE

Riverview remains a community of choice because of its continued excellence in the delivery of municipal services as well as its fiscally responsible approach to growth and sustainability.

OBJECTIVES	ACTIONS Strategic Plan and Departmental Operational Plans	2018 YEAR RESULTS
Provide high quality customer service to residents and businesses	Explore alternative service delivery options for certain services where quality would not be affected. FINANCE, CS	<ul style="list-style-type: none"> Slower than expected growth in uptake for paperless billing but gradually increasing through promotions to residents and commercial owners.
	Improve and track program quality and service through participant surveys, High Five accreditation and program and staff evaluations. P&R, ED, ENG	<ul style="list-style-type: none"> Quest 2: High Five Principles of Healthy Childhood Development evaluations conducted in all summer camps.
Promote a safe work culture	Continue to promote a positive and safe work culture. DIRECTORS	<ul style="list-style-type: none"> WHMIS training was provided to all employees in December 2018 3 Representatives of the Town travelled to DEKRA Safety Conference.
	HR	<ul style="list-style-type: none"> Wellness Committee – initiated many activities throughout the year (try-it Tuesday, summer bingo, Look and Find Contest, Healthy Workplace Month, Month of Giving back, Fire Fit Challenge).
	FIRE, HR	<ul style="list-style-type: none"> Three fire department members now trained in the Halifax Peer Support Program, also members of provincial/regional CIS team. <p>They provided service to other departments twice in 2018 and will be another resource available to members in addition to the Fire Chaplin.</p>



METRICS AND AWARDS

Strategic successes in 2018, by the numbers.

STRATEGIC THEMES	METRICS/AWARDS	2018 RESULTS
A Safe and Welcoming Community	Community Participation at Events	Winter Carnival – 5,000 attendees Canada Day – SunFest – 12,000 attendees Harvest Festival – 3,500 attendees Maple Festival – 1,500 attendees Caseley Park Series – 2,1000 attendees Fire Prevention Open House – 1,000 attendees Smoke Detector Campaign – 160 homes visited <i>Note: Numbers are approximate.</i>
	Riverview Share of RCMP budget	2019 – 11.403% 2018 – 11.418% 2017 – 11.699% Budget share declined due to proportionately fewer RCMP service calls in Riverview.
	Population Growth – 2016 Census	19,667 population – 2.8% growth compared to 2011
Planning for the Future	Energy Reductions – Byron Dobson Project	Over \$15,000 in NB Power incentives
	% of Budget invested in infrastructure renewal	2019 General Capital Budget – 87% of budget on renewing existing infrastructure 2019 Utility Capital Budget – 100% of budget on renewing existing infrastructure 2018 General Capital Budget – 74.5% of budget on renewing existing infrastructure 2018 Utility Capital Budget – 100% of budget on renewing existing infrastructure
	# of local improvements completed	5 streets in 2018 6 streets in 2017 3 streets in 2016
	# of local improvement projects remaining	34 streets remain to be completed as local improvement projects.



METRICS AND AWARDS

Strategic successes in 2018, by the numbers.

STRATEGIC THEMES	METRICS/AWARDS	2018 RESULTS		
Smart and Sustainable Growth	Building Permits \$ value	\$20.4 million (2018) \$18.9 million (2017) \$14.7 million (2016)		
	% of commercial tax base off overall tax base	11.3% Commercial base of overall tax base (2018 – flat to 2016 level)		
	Financial Incentive Program	2 applications received/discussed in 2018		
	Revenue associated with Holiday Shop Riverview Campaign (estimates)	2018 – \$100,000 2017 – \$565,000 2016 – \$175,000		
	Award – Environmental recognition	2017 Municipal ECO 360 Municipal Award winner		
Fiscal Responsibility and Service Excellence	Tax rate in comparison to region	2017	2018	2019
		Riverview – 1.5826	1.5826	1.5926
		Moncton – 1.6497	1.6497	1.6497
	Dieppe – 1.6195	1.6295	1.6295	
Debt ratio	2018 – 10.5% 2017 – 15.43%			
Service Tracker Status	2018 – Public Works – 460 service calls • By-Law complaints – 105 requests 2017 – Public Works – 587 service calls • By-Law complaints – 45 requests			
Work safe statistics	2 lost time claims in 2018 0 lost time claims in 2017 2 lost time claims in 2016			
	Pet Licences	1335 licences sold		



ECONOMIC DEVELOPMENT

2018 YEAR END REVIEW



**POPULATION PER
LAST CENSUS (2016)
19,667**



**PROPERTY TAX BASE
\$1,491,906,400**



**PROPERTY TAX RATE
\$1.5826**

per \$100.00 of assessed value



**REGISTERED BUSINESSES
636**



**DEBT RATIO*
10.5%**

* (% of the total general operating budget used to service debt)



SUSTAINA-palooza

A grand total of \$10,900 was allocated in micro-grants to nine projects.

SUSTAINA-PALOOZA MICRO-GRANTS

On Saturday, April 28, 2018, community organizations and Riverview High School students came out the Sustaina-Palooza Micro-Grants Pitch to pitch their ideas for sustainable community projects to a panel of judges comprised of knowledgeable and engaged community members across the fields of environment, arts and culture, and social inclusion. A grand total of \$10,900 was allocated in micro-grants to nine projects.

- **People of the River Powwow - \$1000**
Riverview High student, Raven Nixon supported by the UNESCO Fundy Biosphere Reserve.
- **Engineering Brightness - \$900**
6 RHS students travelled to NYC to attend World MakerFaire
- **Strengthening Community by Celebrating Diversity and Multi-Culturalism - \$2000**
Riverview High students, James Kennedy & Elias Vandenberg supported by the United Way of GMSNB's Diversity Champion
- **Chocolate River Farmer's Market - \$200**
The LadyBoss Collective
- **Forest Tools for Growth - \$400**
Hawthorn Hill's Academy Waldweg Forest School
- **Refuse, Reduce, Reuse, Recycle, Rot – 5R's - \$2500**
The Petitecodiac Watershed Alliance
- **Growing the Mill Creek Bio Blitz - \$900**
Riverview High students Isaac Acker & Sarah Mellish supported by the Petitecodiac Watershed Alliance
- **UNESCO Fundy Biosphere Reserve gateway signage for the Town of Riverview - \$2500**
The UNESCO designated Fundy Biosphere Reserve
- **Music Therapy for Adults with Dementia - \$500**
Riverview High students Jessica Weiland, Jill Carson, Laura Leaman supported by Lakeview Manor in Riverview

FINANCIAL INCENTIVE PROGRAM FOR COMMERCIAL DEVELOPMENT

The Financial Incentive Program launched in September 2018 to accelerate commercial development in Riverview’s commercial zones. The Incremental Tax Based Grants that make up the program will be a catalyst for more development activity which will in turn attract further businesses, residents and employment.

Property owners that promote private sector investment, development, redevelopment and construction activity on under-developed lands in the Town are eligible to participate in these incentive programs.

INCREMENTAL TAX BASED GRANT PROGRAM

This program provides an incremental grant to completed projects within the Town based on the project’s economic value. Successful applicants will receive a rebate based on a percentage of the post-project assessed values, for a period of 5 years for projects valued < \$5,000,000 or 10 years for projects valued > \$5,000,000. Two applications were received in 2018 at 774 Coverdale Road and 631 Pinewood Road.

ANNUAL BUILDING PERMIT REPORT

TEN-YEAR COMPARATIVE STATEMENTS

	YTD PERMITS	YTD AMOUNT
2009	235	24,295,870
2010	231	30,659,737
2011	234	25,958,104
2012	204	41,478,804
2013	175	22,510,517
2014	195	18,629,856
2015	177	29,428,730
2016	201	14,771,635
2017	180	19,812,156
2018	173	20,646,342

REGIONAL ECONOMIC DEVELOPMENT

The Town of Riverview has committed to working with its neighbouring communities to collaborate on regional economic development issues. These include workforce development and the attraction of skilled labour which is a critical factor for the region’s economic growth.

Population growth through immigration is another significant initiative that the tri-community is committed to and the development of a new 5-year immigration strategy will help to guide that work. Finally, the Town together with its partners focus on coordinating the start-up ecosystem to support the attraction and development of high growth potential entrepreneurs that will continue to create high value jobs in the region moving forward.





APPENDIX
FINANCIAL STATEMENT



MUNICIPALITY OF THE TOWN OF RIVERVIEW, NEW BRUNSWICK
CONSOLIDATED FINANCIAL STATEMENTS
DECEMBER 31, 2018



INDEPENDENT AUDITORS' REPORT

To Her Worship the Mayor and Members of Town Council of the Municipality of the Town of Riverview, New Brunswick:

Report on the Consolidated Financial Statements

We have audited the accompanying consolidated financial statements of the Municipality of the Town of Riverview, New Brunswick, which comprise the consolidated statement of financial position as at December 31, 2018 and the consolidated statements of operations and accumulated surplus, changes in net debt and cash flows for the year then ended, and a summary of significant accounting policies and other explanatory information.

In our opinion, the consolidated financial statements present fairly, in all material respects, the financial position of Municipality of the Town of Riverview, New Brunswick as at December 31, 2018, and the results of its operations and cash flows for the year then ended in accordance with Canadian public sector accounting standards.

Basis of Opinion

We conducted our audit in accordance with Canadian generally accepted auditing standards. Our responsibilities under those standards are further described in the Auditor's Responsibilities for the Audit of the Financial Statements section of our report. We are independent of the Municipality in accordance with the ethical requirements that are relevant to our audit of the financial statements in Canada, and we have fulfilled our other ethical responsibilities in accordance with these requirements. We believe that the audit evidence we have obtained is sufficient and appropriate to provide a basis for our opinion.

Other Matter

The Department of Local Government of New Brunswick has requested some additional disclosures based on the Municipal Financial Reporting Manual dated December 16, 2011. The Municipality of the Town of Riverview, New Brunswick has added schedules of regulatory reporting requirements on pages 24 to 26 to comply with these requirements.

Responsibilities of Management and Those Charged with Governance for the Financial Statements

Members of Council and Management are responsible for the preparation and fair presentation of the financial statements in accordance with Public Sector Accounting Standards, and for such internal control as management determines is necessary to enable the preparation of financial statements that are free from material misstatement, whether due to fraud or error.

In preparing the financial statements, management is responsible for assessing the Municipality's ability to continue as a going concern, disclosing, as applicable, matters related to going concern and using the going concern basis of accounting unless management either intends to liquidate the Municipality or to cease operations, or has no realistic alternative but to do so.

INDEX

	<u>Page</u>
INDEPENDENT AUDITORS' REPORT	1 - 2
CONSOLIDATED FINANCIAL STATEMENTS	
Consolidated Statement of Financial Position	3
Consolidated Statement of Operations and Accumulated Surplus	4
Consolidated Statement of Changes in Net Debt	5
Consolidated Statement of Cash Flows	6
Notes to the Financial Statements	7 - 17
Schedule 1 - Schedule of Segment Disclosures	18
Schedule 2 - Consolidated Schedule of Revenues	19
Schedule 3 - Consolidated Schedule of Expenses	20 - 23
Schedules of Regulatory Reporting Requirements	24 - 26

INDEPENDENT AUDITORS' REPORT (CONTINUED)

Auditors' Responsibilities for the Audit of the Financial Statements

Our objectives are to obtain reasonable assurance about whether the financial statements as a whole are free from material misstatement, whether due to fraud or error, and to issue an auditor's report that includes our opinion. Reasonable assurance is a high level of assurance, but is not a guarantee that an audit conducted in accordance with Canadian generally accepted auditing standards will always detect a material misstatement when it exists. Misstatements can arise from fraud or error and are considered material if, individually or in the aggregate, they could reasonably be expected to influence the economic decisions of users taken on the basis of these financial statements.

As part of an audit in accordance with Canadian generally accepted auditing standards, we exercise professional judgment and maintain professional skepticism throughout the audit. We also:

Identify and assess the risks of material misstatement of the financial statements, whether due to fraud or error, design and perform audit procedures responsive to those risks, and obtain audit evidence that is sufficient and appropriate to provide a basis for our opinion. The risk of not detecting a material misstatement resulting from fraud is higher than for one resulting from error, as fraud may involve collusion, forgery, intentional omissions, misrepresentations, or the override of internal control.

Obtain an understanding of internal control relevant to the audit in order to design audit procedures that are appropriate in the circumstances, but not for the purpose of expressing an opinion on the effectiveness of the Municipality's internal control.

Evaluate the appropriateness of accounting policies used and the reasonableness of accounting estimates and related disclosures made by management.

Conclude on the appropriateness of management's use of the going concern basis of accounting and, based on the audit evidence obtained, whether a material uncertainty exists related to events or conditions that may cast significant doubt on the municipality's ability to continue as a going concern. If we conclude that a material uncertainty exists, we are required to draw attention in our auditors' report to the related disclosures in the financial statements or, if such disclosures are inadequate, to modify our opinion. Our conclusions are based on the audit evidence obtained up to the date of our auditor's report. However, future events or conditions may cause the Municipality to cease to continue as a going concern.

Evaluate the overall presentation, structure and content of the consolidated financial statements, including the disclosures, and whether the financial statements represent the underlying transactions and events in a manner that achieves fair presentation.

Obtain sufficient appropriate audit evidence regarding the financial information of the entities or business activities within the municipality to express an opinion on the consolidated financial statements. We are responsible for the direction, supervision and performance of the audit. We remain solely responsible for our audit opinion.

We communicate with those charged with governance regarding, among other matters, the planned scope and timing of the audit and significant audit findings, including any significant deficiencies in internal control that we identify during our audit.

Stevenson + Partners


Riverview, NB
April 8, 2019


Chartered Professional Accountants

**MUNICIPALITY OF THE TOWN OF RIVERVIEW, NEW BRUNSWICK
CONSOLIDATED STATEMENT OF FINANCIAL POSITION
DECEMBER 31, 2018**

	2018	2017
FINANCIAL ASSETS		
Cash in bank (Note 10)	\$ 7,667,344	\$ 2,650,102
Receivables (Note 3)	5,579,367	7,270,035
Pension assets (Note 7)	<u>1,184,500</u>	<u>822,100</u>
	<u>14,431,211</u>	<u>10,742,237</u>
LIABILITIES		
Accounts payable and accrued liabilities (Note 4)	\$ 4,845,955	\$ 5,522,809
Deferred government transfers (Note 5)	920,479	-
Long-term debt (Note 6)	23,666,000	22,184,000
Accrued retirement allowances (Note 8)	<u>1,055,532</u>	<u>1,034,057</u>
	<u>30,487,966</u>	<u>28,740,866</u>
Net debt	<u>(16,056,755)</u>	<u>(17,998,629)</u>
NON-FINANCIAL ASSETS		
Tangible capital assets (Note 9)	149,522,262	144,100,977
Inventories of materials and supplies	608,609	501,246
Prepaid expenses and deposits	<u>46,105</u>	<u>37,034</u>
	<u>150,176,976</u>	<u>144,639,257</u>
Accumulated surplus	<u>\$ 134,120,221</u>	<u>\$ 126,640,628</u>

APPROVED BY:

 _____ Mayor

 _____ Treasurer

The accompanying notes to the financial statements are an integral part of these financial statements.

MUNICIPALITY OF THE TOWN OF RIVERVIEW, NEW BRUNSWICK
CONSOLIDATED STATEMENT OF OPERATIONS AND ACCUMULATED SURPLUS
FOR THE YEAR ENDED DECEMBER 31, 2018

	2018 Budget (Unaudited)	2018 Actual	2017 Actual
Revenue (Schedule 2)			
Property tax warrant	\$ 23,611,174	\$ 23,611,174	\$ 23,498,318
Unconditional transfers from the Provincial Government	2,408,142	2,462,272	2,153,830
Other contributions and government transfers	3,052,510	3,052,678	6,771,823
Sales of services	1,469,934	1,506,717	1,538,902
Other revenue from own sources	574,778	604,044	440,376
Water and sewer revenue	<u>7,028,579</u>	<u>7,156,311</u>	<u>6,805,745</u>
Total revenue	<u>38,145,117</u>	<u>38,393,196</u>	<u>41,208,994</u>
Expenses (Schedule 3)			
General government services	2,526,522	2,477,348	2,375,308
Protective services	6,608,501	6,684,109	6,500,957
Transportation services	3,595,729	3,675,224	3,701,684
Environmental health and development services	2,157,775	2,046,149	2,080,926
Recreation and cultural services	4,845,070	4,643,443	4,588,751
Water supply	3,046,768	2,915,313	2,836,573
Sewerage collection and disposal	2,542,854	2,562,434	2,499,330
Amortization of tangible capital assets (Note 9)	5,099,926	5,099,926	4,851,170
Interest expense and miscellaneous	<u>929,933</u>	<u>809,657</u>	<u>827,732</u>
Total expenses	<u>31,353,078</u>	<u>30,913,603</u>	<u>30,262,431</u>
Annual surplus	<u>\$ 6,792,039</u>	<u>7,479,593</u>	<u>10,946,563</u>
Accumulated surplus at beginning of year		<u>126,640,628</u>	<u>115,694,065</u>
Accumulated surplus at end of year		<u>\$ 134,120,221</u>	<u>\$ 126,640,628</u>

The accompanying notes to the financial statements are an integral part of these financial statements.

MUNICIPALITY OF THE TOWN OF RIVERVIEW, NEW BRUNSWICK
CONSOLIDATED STATEMENT OF CHANGES IN NET DEBT
FOR THE YEAR ENDED DECEMBER 31, 2018

	2018 Budget	2018	2017
Annual surplus	<u>\$ 6,792,039</u>	<u>\$ 7,479,593</u>	<u>\$ 10,946,563</u>
Acquisition of tangible capital assets	(12,411,960)	(11,575,529)	(12,479,032)
Amortization of tangible capital assets	5,099,926	5,099,926	4,851,170
(Gain) loss on disposal of tangible capital assets	(36,000)	190,763	92,409
Proceeds on sale of tangible capital assets	-	771,481	142,286
Transfer of assets under construction	<u>-</u>	<u>92,074</u>	<u>17,582</u>
	<u>(7,348,034)</u>	<u>(5,421,285)</u>	<u>(7,375,585)</u>
Change in inventories of materials and supplies	-	(107,363)	(82,844)
Change in prepaid expenses and deposits	<u>-</u>	<u>(9,071)</u>	<u>(9,282)</u>
	<u>-</u>	<u>(116,434)</u>	<u>(92,126)</u>
Reduction (increase) in net debt	(555,995)	1,941,874	3,478,852
Net debt at beginning of year	<u>(17,998,629)</u>	<u>(17,998,629)</u>	<u>(21,477,481)</u>
Net debt at end of year	<u>\$ (18,554,624)</u>	<u>\$ (16,056,755)</u>	<u>\$ (17,998,629)</u>

The accompanying notes to the financial statements are an integral part of these financial statements.

MUNICIPALITY OF THE TOWN OF RIVERVIEW, NEW BRUNSWICK
CONSOLIDATED STATEMENT OF CASH FLOWS
FOR THE YEAR ENDED DECEMBER 31, 2018

	2018	2017
Operating transactions		
Annual surplus	\$ 7,479,593	\$ 10,946,563
Amortization of tangible capital assets	5,099,926	4,851,170
Loss on disposal of tangible capital assets	190,763	92,409
Change in accrued pension liability	(362,400)	(449,400)
Change in accrued retirement allowances	21,475	84,835
Change in receivables	1,690,668	(3,599,965)
Change in accounts payable and accrued liabilities	(676,854)	615,807
Change in inventories of materials and supplies	(107,363)	(82,844)
Change in prepaid expenses and deposits	<u>(9,071)</u>	<u>(9,282)</u>
Cash provided by operating transactions	<u>13,326,737</u>	<u>12,449,293</u>
Capital transactions		
Acquisition of tangible capital assets	(11,575,529)	(12,479,032)
Change in assets under construction	92,074	17,582
Change in deferred government transfers	920,479	(458,035)
Proceeds on sale of tangible capital assets	<u>771,481</u>	<u>142,286</u>
Cash applied to capital transactions	<u>(9,791,495)</u>	<u>(12,777,199)</u>
Financing transactions		
Proceeds from long-term debt issue	4,500,000	4,100,000
Long-term debt repayment	<u>(3,018,000)</u>	<u>(4,045,000)</u>
Cash provided by financing transactions	<u>1,482,000</u>	<u>55,000</u>
Increase (decrease) in cash and cash equivalents	5,017,242	(272,906)
Cash and cash equivalents at beginning of year	<u>2,650,102</u>	<u>2,923,008</u>
Cash and cash equivalents at end of year	<u>\$ 7,667,344</u>	<u>\$ 2,650,102</u>

The accompanying notes to the financial statements are an integral part of these financial statements.

MUNICIPALITY OF THE TOWN OF RIVERVIEW, NEW BRUNSWICK
NOTES TO THE FINANCIAL STATEMENTS
DECEMBER 31, 2018

Purpose of organization

The Municipality of the Town of Riverview, New Brunswick (the "Town") is incorporated and operates under the provisions of the Province of New Brunswick Local Governance Act. As a municipality the Town is exempt from income tax under section 149(1)(c) of the Canadian Income Tax Act as a Public Service Body. The Town provides municipal services such as police, fire, public works, engineering, parks and recreation, community development and other general government operations.

1. Adoption of new and revised standards and interpretations

At the date of authorization of these financial statements, the accounting standards board of Canada has issued the following new and revised standards, amendments and interpretations which are not yet effective during the period covered by these financial statements.

Public Sector (PS) 3400 Revenue is a new section that establishes standards on how to account for and report on revenue. Specifically, it differentiates between revenue arising from transactions that include performance obligations and transactions that do not have performance obligations. PS 3400 is effective for reporting periods beginning on or after April 1, 2022.

PS 3280 Asset Retirement Obligations establishes standards on how to account for and report a liability for asset retirement obligations. This section assists in determine what qualifies as, and how to account for, an Asset Retirement Obligation. PS 3280 is effective for reporting periods beginning on or after April 1, 2021.

PS 3450 Financial Instruments establishes standards on how to account for and report all types of financial instruments including derivatives. Financial instruments include primary instruments (such as receivables, payables and equity instruments) and derivative financial instruments (such as financial options, futures and forwards, interest rate swaps and currency swaps). PS 3450 is effective for reporting periods beginning on or after April 1, 2021.

The municipality is currently assessing the potential impact on its financial statements of the above standards. The municipality expects the adoption of PS 3400 and 3450 may have an impact on its financial statements, but it is not expected to be material. The municipality expects there to be no material impact on the financial statement for the other standards to be adopted.

There are no other Public Sector standards that are not yet effective that would be expected to have a material impact on the municipality's future financial statements.

2. Summary of significant accounting policies

The consolidated financial statements of the Municipality of the Town of Riverview, New Brunswick are the representations of management prepared in accordance with Canadian generally accepted accounting principles for local governments, as recommended by the Public Sector Accounting Board (PSAB) of the Chartered Professional Accountants of Canada.

The focus of Public Sector Accounting consolidated financial statements is on the financial position of the Town and the changes thereto. The consolidated statement of financial position includes all of the assets and liabilities of the Town.

2. Summary of significant accounting policies (continued)

The significant aspects of the accounting policies adopted by the Town are as follows:

(a) Reporting entity

These consolidated financial statements reflect the assets, liabilities, revenues, expenditures and changes in net debt and cash flows of the reporting entity. The reporting entity is comprised of all organizations and enterprises accountable for the administration of their affairs and resources to the Town and which are owned or controlled by the Town.

Interdepartmental and organizational transactions and balances are eliminated.

(b) Government transfers

Government transfers are recognized in the consolidated financial statements as revenues in the period in which events giving rise to the transfer occur, provided the transfers are authorized, all eligibility criteria have been met and reasonable estimates of the amounts can be made. Transfers received for which expenses are not yet incurred are included in deferred government transfers.

(c) Deferred revenue

Deferred revenue includes grants, contributions and other amounts received from third parties pursuant to legislation, regulation and agreement which may only be used in certain programs, in the completion of specific work, or the purchase of tangible capital assets. In addition, certain user charges and fees are collected for which the related services have yet to be performed. Revenue is recognized in the period when the related expenses are incurred, services performed or the tangible capital assets are acquired. In addition, all funds from external parties and earnings thereon restricted by agreement or legislation are accounted for as deferred revenues until used for the purpose specified.

(d) Non-financial assets

Non-financial assets are not available to discharge existing liabilities and are held for use in the provision of services. They have useful lives extending beyond the current year and are not intended for sale in the normal course of operations. The change in non-financial assets during the year, together with the excess of revenues over expenses, provides the change in net debt for the year.

Tangible capital assets

Tangible capital assets are recorded at cost which includes all amounts that are directly attributable to acquisition, construction, development or betterment of the asset. The cost of the tangible capital asset is amortized on a straight line basis over the estimated useful life as follows:

Land improvements	15 - 25 years
Buildings	25 - 50 years
Vehicles and equipment	5 - 15 years
Computer hardware and software	5 years
Roads, streets, sidewalks and culverts	20 - 50 years
Water and wastewater networks	30 - 100 years

Assets under construction

Assets under construction are not amortized until the asset is available for productive use.

2. Summary of significant accounting policies (continued)

(d) Non-financial assets

Contribution of tangible capital assets

Tangible capital assets received as contributions are recorded at their fair value and as revenue at the date of receipt. Fair value is determined by the Town's engineering staff using current expected construction costs of similar assets.

Inventories of materials and supplies

Inventories of materials and supplies consist mainly of parts and road maintenance materials and are valued at the lower of cost and net realizable value.

(e) Cash and cash equivalents

Cash and cash equivalents are comprised of cash on hand, demand deposits and short term investments that are readily convertible to known amounts of cash and which are subject to an insignificant risk of change in value.

(f) Employee future benefits

The Town and its employees contribute to the Town of Riverview Employees' Pension Plan, a jointly trustee defined benefit pension plan. The Plan provides for service pensions based on length of service and rate of pay.

In addition to the Employees' Pension Plan, a retirement allowance is provided for the Town's employees (Note 8).

Employees may carry forward unused sick leave throughout their employment. This sick leave does not vest to the employees, and as such the Town is not required to compensate employees for unused amounts upon leaving employment with the Town.

(g) Budget

The budget figures contained in these consolidated financial statements were approved by council on December 11, 2017 and the Minister of Local Government approved the Operating budgets on January 11, 2018.

(h) Reserve funds

Under the Province of New Brunswick Local Governance Act, Council may establish discretionary reserves for each type of its operating and capital funds. In addition, the Community Planning Act requires that a statutory Land Reserve be established and maintained for the purpose of acquiring and developing land held for public purposes.

Certain amounts, as approved by Town Council, are set aside in reserve funds for future operating and capital purposes. Transfers to and from reserve funds are recorded as an adjustment to accumulated surplus of that fund. Note 2 in the Schedules of Regulatory Requirements indicates the reserve fund balances as supplementary information.

2. Summary of significant accounting policies (continued)

(i) Segmented information

The Town of Riverview is a diversified municipal unit that provides a wide range of services to its residents. For management reporting purposes, the Town's operations and activities are organized and reported by function. This presentation was created for the purpose of recording specific activities to attain certain objectives in accordance with special regulations, restrictions or limitations. Municipal services are provided by departments as follows:

General government services

This department is responsible for the overall governance and financial administration of the Municipality. This includes council functions, general and financial management, legal matters and compliance with legislation as well as civic relations.

Protective services

This department is responsible for the provision of policing services, fire protection, emergency measures, animal control and other protective measures.

Transportation services

This department is responsible for common services, roads and streets maintenance, street lighting, traffic services, parking and other transportation related functions.

Environmental health services and development services

This department is responsible for the provision of waste collection and disposal, planning and zoning, community development, tourism and other municipal development and promotion services.

Recreation and cultural services

The department is responsible for the maintenance and operation of recreational and cultural facilities, including swimming pools, arena, parks and playgrounds and other recreational and cultural facilities.

Water and wastewater system

This department is responsible for the provision of water and sewer services including the maintenance and operation of the underground networks.

(j) Use of estimates

The preparation of the consolidated financial statements in conformity with Canadian generally accepted accounting principles requires management to make estimates that affect the reported amounts of assets and liabilities and disclosure of contingent assets and liabilities at the date of the consolidated financial statements and the reported amount of revenues and expenses during the reporting period. These estimates are reviewed periodically, and as adjustments become necessary, they are reported in annual surplus in the period in which they become known. Actual results may differ from those estimates.

2. Summary of significant accounting policies (continued)

(k) Financial instruments

The Town's financial instruments consist of cash, accounts receivable, pension asset (net), accounts payable and accrued liabilities, long-term debt, accrued pension liability and accrued retirement allowances. Unless otherwise noted, it is management's opinion that the Town is not exposed to significant interest, currency or credit risk arising from these financial instruments.

The Town is subject to credit risk through accounts receivable. The Town maintains a provision for credit losses, and minimizes credit risk through on-going credit management.

(l) Revenue recognition

Warrant revenue represents annual property tax levy administered and collected by the Province of New Brunswick on behalf of all New Brunswick Municipalities for municipal services.

Government Transfers are recognized as revenue in the period that the transfer is authorized, eligibility criteria have been met by the Town, and a reasonable estimate of the amount to be received can be made.

Sale of services and other charge revenue including sales of services, licences and permits, fines, other, and water and wastewater are recorded on an accrual basis and recognized as earned which is usually when services are provided or facilities are utilized.

Other revenues are recorded when it is earned, and collection is reasonably assured.

(m) Expense recognition

Expenses are recognized in the period that the goods and services were acquired and a liability was incurred. Expenses are recorded on an accrual basis.

3. Receivables

	2018	2017
Trade receivables - General operating	\$ 291,285	\$ 302,033
Water and sewer receivables - Utility operating	1,290,571	1,248,064
Deferred local improvement receivables	2,137,463	1,908,050
Federal/Provincial government - capital and operating contributions	1,348,657	3,158,703
Canada Revenue Agency (HST refundable)	<u>511,391</u>	<u>653,185</u>
	<u>\$ 5,579,367</u>	<u>\$ 7,270,035</u>

4. Accounts payable and accrued liabilities

	2018	2017
Accounts payable	\$ 2,146,858	\$ 2,969,706
Contractors' holdbacks	524,540	611,649
Interest on long-term debt	60,497	68,801
Local improvement deferred revenue	1,986,395	1,758,393
Deferred revenue	<u>127,665</u>	<u>114,260</u>
	<u>\$ 4,845,955</u>	<u>\$ 5,522,809</u>

MUNICIPALITY OF THE TOWN OF RIVERVIEW, NEW BRUNSWICK
NOTES TO THE FINANCIAL STATEMENTS
DECEMBER 31, 2018

5. Deferred government transfers

Deferred government transfers represent amounts held at year end to be applied to approved projects. These deferred contributions consist of Gas Tax Funds of \$920,479 (2017 - \$NIL).

6. Long-term debt

New Brunswick Municipal Finance Corporation

Interest rate and due dates	Debenture #	2018	2017
<i>General capital</i>			
3.30% to 4.85% due 2018	AY-16	\$ -	\$ 1,002,000
1.00% to 4.50% due 2019	BB-25	2,740,000	3,250,000
1.50% to 3.85% due 2020	BD-23	880,000	994,000
1.35% to 3.45% due 2021	BF-21	862,000	959,000
2.10% to 5.55% due 2023	AZ-27	455,000	786,000
1.20% to 3.80% due 2036	BP-20	5,520,600	5,761,800
1.65% to 3.30% due 2037	BR-21	3,940,000	4,100,000
2.55% to 3.55% due 2033	BU-20	4,500,000	-
		<u>18,897,600</u>	<u>16,852,800</u>

New Brunswick Municipal Finance Corporation

Interest rate and due dates	Debenture #	2018	2017
<i>Utility capital</i>			
2.10% to 4.95% due 2018	AY-17, AZ-28	-	254,000
1.50% to 3.85% due 2020	BD-23	928,000	1,047,000
1.25% to 3.70% due 2023	BJ-23	160,000	189,000
1.20% to 3.80% due 2036	BP-20	3,680,400	3,841,200
		<u>4,768,400</u>	<u>5,331,200</u>
		<u>\$ 23,666,000</u>	<u>\$ 22,184,000</u>

Principal repayments required during the next five years are as follows:

2019	\$ 4,002,000
2020	2,617,000
2021	1,629,000
2022	992,000
2023	1,021,000

Approval of the Municipal Capital Borrowing Board has been obtained for the debenture debt reported and all the long-term debt has been approved by Order-in-Council of the Provincial Legislature.

MUNICIPALITY OF THE TOWN OF RIVERVIEW, NEW BRUNSWICK
NOTES TO THE FINANCIAL STATEMENTS
DECEMBER 31, 2018

7. Accrued pension asset

Pension benefits are provided to employees of the Municipality of the Town of Riverview, New Brunswick under the Town of Riverview Employees' Pension Plan established in 1974. The plan is registered and meets the requirements of Canada Revenue Agency and the Superintendent of Pensions for New Brunswick. The plan is a defined benefit plan with employees contributing 6% of earnings. The Town is currently contributing 8.3% of employees' earnings (2017 - 8.3%).

The contribution by the Town in 2018 was \$594,738 (2017 - \$608,991). Total benefit payments to retirees during the year were \$1,286,884 (2017 - \$1,183,630). A separate pension fund is maintained. The Town is in a net funded position at December 31, 2018 as follows:

	2018	2017
Fair market value of plan assets	\$ 26,180,800	\$ 27,055,200
Accrued benefit obligation	<u>(25,392,800)</u>	<u>(24,298,200)</u>
Funded status	788,000	2,757,000
Unamortized actuarial gains (losses)	<u>396,500</u>	<u>(1,934,900)</u>
Accounting pension asset	<u>\$ 1,184,500</u>	<u>\$ 822,100</u>

Actuarial valuations for accounting purposes are performed annually using the traditional unit credit method. The most recent valuation of the Pension Plan by the Town's actuaries, Eckler Ltd. was carried out effective December 31, 2017. The valuation results from 2017 were used to extrapolate forward using valuations assumptions, along with actual contributions and benefit payments made during the extrapolation period. The net unamortized actuarial gain (loss) of \$(396,500) (2017 - \$1,934,900) is to be amortized on a straight-line basis over the expected average remaining service life (16 years) of the employee group.

The actuarial valuation was based on a number of assumptions about future events, such as interest rates, employee turnover and mortality. The assumptions used reflect the Town's best estimates:

Discount rate	5.5%
Mortality	2014 Mortality Table projected with CPM Improvement Scale B
Normal retirement age	Earlier of age 65 or Rule of 85

	2018	2017
Current period benefit cost	\$ 1,010,556	\$ 871,783
Amortization of actuarial gain/losses	<u>(196,219)</u>	<u>(207,915)</u>
	814,337	663,868
Less: Employee contributions	<u>(430,024)</u>	<u>(346,404)</u>
Pension expense	384,313	317,464
Interest recovery on the average accrued benefit obligation	<u>(152,025)</u>	<u>(157,809)</u>
Total expenses related to pension	<u>\$ 232,288</u>	<u>\$ 159,655</u>

MUNICIPALITY OF THE TOWN OF RIVERVIEW, NEW BRUNSWICK
NOTES TO THE FINANCIAL STATEMENTS
DECEMBER 31, 2018
8. Accrued retirement allowances

The Town provides a retirement allowance to eligible employees reaching the minimum retirement age under the pension plan. This amount is payable to the employee upon retirement. For non-union employees, upon completion of a minimum of 10 or more years of service, employees are entitled to 5 days pay for each year of service to a maximum of 125 days. For union employees, upon completion of a minimum of 10 or more years of service, employees are entitled to 1 month regular salary for each 5 years of service to a maximum of 6 months. The total liability included in these consolidated financial statements for this accrued retirement allowance is \$1,055,532 (2017 - \$1,034,057).

14.

MUNICIPALITY OF THE TOWN OF RIVERVIEW, NEW BRUNSWICK
SUMMARY OF SIGNIFICANT ACCOUNTING POLICIES AND OTHER EXPLANATORY INFORMATION
DECEMBER 31, 2018
9. Schedule of Tangible Capital Assets

	Land	Improvements	Buildings	Equipment	Vehicles and	Computer Hardware and Software	Assets Under Construction	Roads Streets Sidewalks Culverts	Water and Sewer Buildings	Water and Sewer Pipes	Total
Cost											
Balance, beginning of year	\$ 1,004,824	\$ 9,276,287	\$ 32,583,594	\$ 12,981,186	\$ 586,365	\$ 132,953	\$ 96,572,440	\$ 6,926,796	\$ 46,788,209	\$ 206,852,654	
Add:											
Additions during the year	-	746,308	1,790,502	1,080,221	17,840	20,542	5,537,163	-	2,382,953	11,575,529	
Less:											
Disposals during the year	(24,217)	(51,787)	(1,555,817)	(401,688)	-	(92,074)	(557,418)	-	(180,106)	(2,863,107)	
Balance, end of year	980,607	9,970,808	32,818,279	13,659,719	604,205	61,421	101,552,185	6,926,796	48,991,056	215,565,076	
Accumulated amortization											
Balance, beginning of year	-	3,288,252	7,135,876	7,860,832	363,017	-	29,981,554	2,005,998	12,116,148	62,751,677	
Add:											
Amortization during the year	-	430,654	803,458	1,032,009	80,575	-	2,017,467	173,170	562,593	5,099,926	
Less:											
Accumulated amortization on disposals	-	(45,825)	(933,490)	(401,688)	-	-	(269,546)	-	(158,240)	(1,808,789)	
Balance, end of year	-	3,673,081	7,005,844	8,491,153	443,592	-	31,729,475	2,179,168	12,520,501	66,042,814	
Net Book Value of Tangible Capital Assets December 31, 2018	\$ 980,607	\$ 6,297,727	\$ 25,812,435	\$ 5,168,566	\$ 160,613	\$ 61,421	\$ 69,822,710	\$ 4,747,628	\$ 36,470,555	\$ 149,522,262	
Net Book Value of Tangible Capital Assets December 31, 2017	\$ 1,004,824	\$ 5,988,035	\$ 25,447,718	\$ 5,120,354	\$ 223,348	\$ 132,953	\$ 66,590,886	\$ 4,920,798	\$ 34,672,061	\$ 144,100,977	

15.

10. Short-term borrowings compliance

Interim borrowing for capital

Bank overdrafts are amounts due to the bank with interest payable on a monthly basis at prime less .75% (at December 31, 2018 - 3.2%) These amounts are secured by resolutions signed by the Municipal Capital Borrowing Board, Province of New Brunswick. As of December 31, 2018 the Town had the following Orders in Council outstanding for short-term borrowings:

		General Capital	Utility Capital	Total
OIC# 18-0019	April 9, 2018	<u>\$ 900,000</u>	<u>\$ -</u>	<u>\$ 900,000</u>

As of December 31, 2018 the Town's temporary advances net of amounts receivable in the utility capital funds were within its limits in accordance with the Municipal Capital Borrowing Act of New Brunswick.

As of December 31, 2018 the Town's temporary advances net of amounts receivable in the general capital fund were in excess of OIC's outstanding for that fund. As a result the Town was not within its limits in accordance with the Municipal Capital Borrowing Act of New Brunswick for temporary advances in the general capital fund. This matter is as a result of the current financing of the new operations centre. The Town is in the process of developing a plan to rectify this in the short term.

Operating borrowing

As prescribed in the Province of New Brunswick Local Governance Act, the borrowing to finance its General Fund operations is limited to 4% of the Town's operating budget. Borrowing to finance Utility Fund operations is limited to 50% of the Town's operating budget. As of December 31, 2018 the Town had no net borrowing in the General Operating or Utility Operating funds.

In 2018, the Town has complied with these restrictions.

Restricted cash and receivable balances

Included in cash and receivable amounts in the consolidated financial statements are funds restricted by the Town for specific use. Restricted cash and receivables is as follows:

	2018	2017
Riverview P.R.O. Kids	\$ 32,338	\$ 29,902
Gas Tax Fund	920,479	-
General Operating Reserve	485,181	329,408
General Capital Reserve	4,286,007	1,753,931
General Parkland Reserve	172,843	169,926
Utility Operating Reserve	105,610	103,828
Utility Capital Reserve	<u>1,509,713</u>	<u>1,044,826</u>
	<u>\$ 7,512,171</u>	<u>\$ 3,431,821</u>

Inter-fund borrowing

The Municipal Financial Reporting Manual requires that short-term inter-fund borrowings be repaid in the next year unless the borrowing is for a capital project. In the case of capital projects, the amount borrowed has to be repaid within one year of the completion of the project. The amounts payable between funds are in compliance with the requirements.

11. Contingency

In the normal course of the Town's activities, the Town is subject to a number of claims and litigations. The Town intends to defend and negotiate such claims and litigations. The eventual outcome of these claims and litigations are not determinable at year end.

MUNICIPALITY OF THE TOWN OF RIVERVIEW, NEW BRUNSWICK
 SCHEDULE OF SEGMENT DISCLOSURES
 DECEMBER 31, 2018

Schedule 1

Revenue	General Government		Protective		Transportation		Environmental Health & Development		Recreational and Cultural		Water & Sewer		Total	
	2018	2017	2018	2017	2018	2017	2018	2017	2018	2017	2018	2017	2018	2017
Property tax warrant	\$ 9,205,536	\$ 9,205,536	\$ 5,985,230	\$ 5,985,159	\$ 3,095,159	\$ 3,095,159	\$ 1,787,272	\$ 1,787,272	\$ 3,537,977	\$ 3,537,977	\$ -	\$ -	\$ 23,611,174	\$ 23,498,318
Unconditional transfers from the Provincial Government	1,141,867	1,141,867	548,600	283,699	283,699	163,819	324,287	324,287	-	-	138,015	138,015	2,462,272	2,153,830
Other contributions and government transfers	-	-	372,448	2,542,215	20,245	-	-	1,126,480	-	-	-	-	3,052,678	6,771,823
Sales of services	359,992	359,992	-	20,245	-	-	-	1,126,480	-	-	-	-	1,506,717	1,538,902
Other revenue from own sources	422,351	422,351	6,780	(168,896)	171,720	171,720	-	-	-	-	172,089	172,089	604,044	440,376
Water and sewer revenue	-	-	-	-	-	-	-	-	-	-	7,156,311	7,156,311	7,156,311	6,805,745
Total revenue	11,129,746	11,129,746	6,913,058	5,772,422	2,122,811	2,122,811	4,988,744	4,988,744	7,466,415	7,466,415	38,393,196	38,393,196	41,208,994	41,208,994
Expenses														
Salaries and benefits	1,033,940	1,033,940	2,680,235	1,262,787	215,001	215,001	2,769,944	2,769,944	1,405,312	1,405,312	9,367,219	9,367,219	9,075,941	9,075,941
Goods and services	1,448,609	1,448,609	3,998,675	2,412,436	1,831,148	1,831,148	1,873,498	1,873,498	4,072,435	4,072,435	15,636,801	15,636,801	15,507,588	15,507,588
Amortization, disposals and transfers	303,286	303,286	256,939	3,105,903	-	-	641,981	641,981	791,817	791,817	5,099,926	5,099,926	4,851,170	4,851,170
Interest	76,413	76,413	47,861	447,958	16,278	16,278	46,271	46,271	174,876	174,876	809,657	809,657	827,732	827,732
	2,862,248	2,862,248	6,983,710	7,229,084	2,062,427	2,062,427	5,331,694	5,331,694	6,444,440	6,444,440	30,913,603	30,913,603	30,262,431	30,262,431
Surplus (deficit)	\$ 8,267,498	\$ 8,267,498	\$ (70,652)	\$ (1,456,662)	\$ 60,384	\$ 60,384	\$ (342,950)	\$ (342,950)	\$ 1,021,975	\$ 1,021,975	\$ 7,479,593	\$ 7,479,593	\$ 10,946,563	\$ 10,946,563

18.



MUNICIPALITY OF THE TOWN OF RIVERVIEW, NEW BRUNSWICK
 CONSOLIDATED SCHEDULE OF REVENUES
 DECEMBER 31, 2018

Schedule 2

	2018 Budget (Unaudited)	2018 Actual	2017 Actual
Other contributions and government transfers			
Infrastructure program	\$ 1,557,044	\$ 1,557,044	\$ 3,426,555
Gas tax program	495,000	495,000	1,820,815
Contributed assets - developers	450,518	450,518	936,262
Fire-local service district	372,448	372,448	410,174
Roads and streets	162,000	161,825	162,105
Lane marking	15,500	15,843	15,912
	\$ 3,052,510	\$ 3,052,678	\$ 6,771,823
Sales of services			
Community centre	\$ 239,091	\$ 246,066	\$ 244,645
Swimming pools	216,111	318,706	222,045
Skating rinks and arenas	417,110	402,672	426,233
Other recreational programs	159,000	159,035	210,080
RCMP building lease	231,122	214,182	215,948
Fundy Station lease income	200,000	145,811	204,405
Other - culverts, curb cutting	7,500	20,245	15,546
	\$ 1,469,934	\$ 1,506,717	\$ 1,538,902
Other revenue from own sources			
Licences and permits			
Building	\$ 160,000	\$ 125,595	\$ 132,374
Animal	23,700	20,915	21,050
Planning commission	27,500	46,125	33,310
Fines			
Municipal By-Law	10,000	6,780	11,060
Other			
Local improvement levy	53,390	238,131	10,767
Development cost recovery	15,000	-	-
Miscellaneous	54,152	85,633	129,527
Gain (loss) on disposal of assets	36,000	(190,763)	(92,409)
Return on investments			
Interest on cash in bank	6,000	56,748	11,522
Interest on past due accounts	128,200	154,044	148,623
Interest on reserve funds	60,836	60,836	34,552
	\$ 574,778	\$ 604,044	\$ 440,376
Water and sewerage revenue			
Water user charges - residential	\$ 2,999,250	\$ 3,026,111	\$ 2,891,318
- other	741,000	750,507	716,093
Sewer user charges - residential	1,283,550	1,291,860	1,204,436
- other	269,640	279,719	251,274
Sewer treatment levy	1,698,900	1,722,018	1,678,048
Water and sewer other revenue	36,239	86,096	64,576
	\$ 7,028,579	\$ 7,156,311	\$ 6,805,745



19.

MUNICIPALITY OF THE TOWN OF RIVERVIEW, NEW BRUNSWICK
CONSOLIDATED SCHEDULE OF EXPENSES
DECEMBER 31, 2018

Schedule 3

	2018 Budget (Unaudited)	2018 Actual	2017 Actual
General government services			
Legislative			
Mayor	\$ 37,196	\$ 36,150	\$ 33,825
Councilors	123,300	116,363	113,343
Other	<u>39,587</u>	<u>35,614</u>	<u>36,759</u>
	<u>200,083</u>	<u>188,127</u>	<u>183,927</u>
Administrative			
Manager	243,576	231,290	216,296
Office building	68,286	79,490	81,751
Solicitor	85,000	94,634	83,843
Other	<u>174,098</u>	<u>150,257</u>	<u>189,081</u>
	<u>570,960</u>	<u>555,671</u>	<u>570,971</u>
Financial and Human Resources			
Administrative	260,948	246,832	228,575
Accounting and human resources	<u>535,724</u>	<u>541,889</u>	<u>465,695</u>
	<u>796,672</u>	<u>788,721</u>	<u>694,270</u>
Other General Government Services			
Civic relations	98,700	109,300	62,349
Other general government services	21,475	21,075	34,138
Public liability insurance premiums	107,800	107,050	112,933
Grants to organizations	277,303	275,624	290,474
Assessment costs	289,429	289,429	288,046
Building expense - RCMP station	<u>164,100</u>	<u>142,351</u>	<u>138,200</u>
	<u>958,807</u>	<u>944,829</u>	<u>926,140</u>
	<u>\$ 2,526,522</u>	<u>\$ 2,477,348</u>	<u>\$ 2,375,308</u>
Protective services			
Police			
RCMP contract	\$ 3,409,452	\$ 3,409,452	\$ 3,499,677
RCMP building consulting fees	<u>-</u>	<u>5,200</u>	<u>-</u>
	<u>3,409,452</u>	<u>3,414,652</u>	<u>3,499,677</u>
Fire			
Administration	2,450,276	2,508,878	2,298,207
Volunteers	71,682	65,848	69,017
Fire alarm system	24,000	35,381	24,491
Fire investigation and prevention	10,550	10,441	8,622
Training and development	<u>66,550</u>	<u>48,907</u>	<u>68,452</u>

20.

MUNICIPALITY OF THE TOWN OF RIVERVIEW, NEW BRUNSWICK
CONSOLIDATED SCHEDULE OF EXPENSES (CONTINUED)
DECEMBER 31, 2018

Schedule 3

	2018 Budget (Unaudited)	2018 Actual	2017 Actual
Protective services (continued)			
Fire (continued)			
Station and building	113,750	142,863	106,882
Firefighting equipment	168,850	193,146	137,987
Other	<u>7,750</u>	<u>5,748</u>	<u>8,932</u>
	<u>2,913,408</u>	<u>3,011,212</u>	<u>2,722,590</u>
Other			
Bylaw enforcement	114,946	82,432	112,374
Animal and pest control	89,195	94,619	86,362
Crosswalk guards	<u>81,500</u>	<u>81,194</u>	<u>79,954</u>
	<u>285,641</u>	<u>258,245</u>	<u>278,690</u>
	<u>\$ 6,608,501</u>	<u>\$ 6,684,109</u>	<u>\$ 6,500,957</u>
Transportation services			
Common Services			
Administration	\$ 864,915	\$ 812,684	\$ 807,390
General equipment	170,530	181,365	180,459
Workshops, yard and other buildings	<u>127,200</u>	<u>117,817</u>	<u>117,209</u>
	<u>1,162,645</u>	<u>1,111,866</u>	<u>1,105,058</u>
Road transport			
Engineering planning, supervision	<u>52,480</u>	<u>43,175</u>	<u>98,294</u>
Roads and streets			
Summer maintenance	343,300	374,778	355,842
Culverts and drainage ditches	25,400	21,217	15,808
Storm sewers	14,400	12,271	21,731
Snow and ice removal	<u>766,045</u>	<u>905,229</u>	<u>824,641</u>
	<u>1,149,145</u>	<u>1,313,495</u>	<u>1,218,022</u>
Street lighting	<u>553,000</u>	<u>546,257</u>	<u>538,407</u>
Traffic services			
Street signs	19,200	41,163	17,765
Traffic lane marking	55,000	45,312	54,609
Traffic signals	8,000	3,217	6,762
Crosswalks	10,000	11,153	10,070
Public transit	<u>586,259</u>	<u>559,586</u>	<u>652,697</u>
	<u>678,459</u>	<u>660,431</u>	<u>741,903</u>
	<u>\$ 3,595,729</u>	<u>\$ 3,675,224</u>	<u>\$ 3,701,684</u>

21.

MUNICIPALITY OF THE TOWN OF RIVERVIEW, NEW BRUNSWICK
 CONSOLIDATED SCHEDULE OF EXPENSES (CONTINUED)
 DECEMBER 31, 2018

Schedule 3

	2018 Budget (Unaudited)	2018 Actual	2017 Actual
Environmental health and development services			
Environmental health services			
Garbage and waste collection	\$ 497,900	\$ 488,081	\$ 473,215
Landfill costs	<u>395,228</u>	<u>395,404</u>	<u>392,636</u>
	<u>893,128</u>	<u>883,485</u>	<u>865,851</u>
Environmental development services			
Community planning	366,738	356,780	362,761
Community development agency	78,074	78,074	78,074
Economic development and tourism	436,835	359,976	397,625
Beautification and land rehabilitation	<u>383,000</u>	<u>367,834</u>	<u>376,615</u>
	<u>1,264,647</u>	<u>1,162,664</u>	<u>1,215,075</u>
	<u>\$ 2,157,775</u>	<u>\$ 2,046,149</u>	<u>\$ 2,080,926</u>
Recreation and cultural services			
Administration	\$ 2,457,221	\$ 2,421,538	\$ 2,455,548
Community centres and halls	663,818	635,889	642,111
Swimming pools	348,456	373,597	363,198
Rinks and arenas	426,500	457,013	431,266
Parks and playgrounds	204,300	222,883	239,199
Other recreational facilities	429,900	224,392	170,684
Library	31,693	32,019	32,004
Fundy Chocolate River Station	213,632	212,693	188,388
Other	<u>69,550</u>	<u>63,419</u>	<u>66,353</u>
	<u>\$ 4,845,070</u>	<u>\$ 4,643,443</u>	<u>\$ 4,588,751</u>
Water supply			
Administration	\$ 117,876	\$ 112,352	\$ 103,517
Billing and collection	93,030	99,420	88,917
Water purchased	1,390,000	1,250,803	1,284,060
Other	<u>1,445,862</u>	<u>1,452,738</u>	<u>1,360,079</u>
	<u>\$ 3,046,768</u>	<u>\$ 2,915,313</u>	<u>\$ 2,836,573</u>
Sewerage collection and disposal			
Administration	\$ 47,535	\$ 45,287	\$ 41,718
Sewerage treatment and disposal	1,689,698	1,689,698	1,668,870
Other	<u>805,621</u>	<u>827,449</u>	<u>788,742</u>
	<u>\$ 2,542,854</u>	<u>\$ 2,562,434</u>	<u>\$ 2,499,330</u>

MUNICIPALITY OF THE TOWN OF RIVERVIEW, NEW BRUNSWICK
 CONSOLIDATED SCHEDULE OF EXPENSES (CONTINUED)
 DECEMBER 31, 2018

Schedule 3

	2018 Budget (Unaudited)	2018 Actual	2017 Actual
Interest and miscellaneous			
Interest on bank overdraft	\$ 87,003	\$ 78,291	\$ 77,200
Interest on long-term debt	<u>842,930</u>	<u>731,366</u>	<u>750,532</u>
	<u>\$ 929,933</u>	<u>\$ 809,657</u>	<u>\$ 827,732</u>

MUNICIPALITY OF THE TOWN OF RIVERVIEW, NEW BRUNSWICK
SCHEDULES OF REGULATORY REPORTING REQUIREMENTS
DECEMBER 31, 2018

The Department of Local Government of New Brunswick has requested some disclosures in addition to Canadian Public Sector Accounting Standards for monitoring purposes. The Town has provided these disclosure requirements in the following pages

1. Reconciliation of Annual Surplus in Consolidated Financial Statements to Provincial Municipal Reporting Standards

	General Operating Fund	General Capital Fund	Water & Sewer Operating Fund	Water & Sewer Capital Fund	General Reserve Fund	Water & Sewer Reserve Fund	Total
2018 annual fund surplus (deficit) per consolidated financial statements	\$ 9,359,100	\$ (3,825,291)	\$ 1,619,265	\$ 265,683	\$ 40,766	\$ 20,070	\$ 7,479,593
<i>Adjustments to annual surplus for funding requirements</i>							
Second previous year surplus	29,170	-	4,987	-	-	-	34,157
Transfers between funds:							
Transfer from operating to capital	(6,004,375)	6,004,375	(1,866,387)	1,866,387	-	-	-
Transfer from reserve to capital	-	-	-	-	-	-	-
Transfer from operating to reserve	(2,650,000)	-	(26,600)	(420,000)	2,650,000	446,600	-
Recovery of accrued pension liability	(362,400)	-	-	-	-	-	(362,400)
Amortization expense	-	4,308,109	-	791,817	-	-	5,099,926
Contributed tangible capital assets	-	(312,503)	-	-	-	-	(312,503)
Water cost transfer	(300,000)	-	300,000	-	-	-	-
Total adjustments to 2018 annual surplus (deficit)	(9,287,605)	9,999,981	(1,588,000)	2,238,204	2,650,000	446,600	4,459,180
2018 annual surplus (deficit)	\$ 71,495	\$ 6,174,690	\$ 31,265	\$ 2,503,887	\$ 2,690,766	\$ 466,670	\$ 11,938,773

24.



MUNICIPALITY OF THE TOWN OF RIVERVIEW, NEW BRUNSWICK
SCHEDULES OF REGULATORY REPORTING REQUIREMENTS
DECEMBER 31, 2018

2. Statement of reserves

	General Operating	General Capital	General Parkland	Water & Sewer Operating	Water & Sewer Capital	Total 2018	Total 2017
Assets							
Cash	\$ 485,181	\$ 4,286,008	\$ 172,843	\$ 105,610	\$ 1,509,714	\$ 6,559,356	\$ 3,401,919
Surplus							
Accumulated Surplus, beginning of year	329,408	1,753,932	169,926	103,828	1,044,826	3,401,920	3,450,367
Annual surplus	155,773	2,532,076	2,917	1,782	464,888	3,157,436	(48,448)
Accumulated Surplus, end of year	\$ 485,181	\$ 4,286,008	\$ 172,843	\$ 105,610	\$ 1,509,714	\$ 6,559,356	\$ 3,401,919
Revenue							
Interest	5,773	32,076	2,917	1,782	18,288	60,836	34,552
Transfer from capital funds	-	-	-	-	420,000	420,000	-
Transfers from operating funds	150,000	2,500,000	-	-	26,600	2,676,600	787,000
Expenses							
Transfer to capital funds	-	-	-	-	-	-	870,000
Annual surplus (deficit)	\$ 155,773	\$ 2,532,076	\$ 2,917	\$ 1,782	\$ 464,888	\$ 3,157,436	\$ (48,448)

25.



MUNICIPALITY OF THE TOWN OF RIVERVIEW, NEW BRUNSWICK
SCHEDULES OF REGULATORY REPORTING REQUIREMENTS
DECEMBER 31, 2018

3. Reconciliation of Operating Budget to Public Sector Accounting for year ended December 31, 2018

	<u>Operating</u>	<u>Amortization</u>	<u>Other</u>	<u>Transfers</u>	<u>Total</u>
Revenue					
Warrant of assessment	\$ 23,611,174	\$ -	\$ -	\$ -	\$ 23,611,174
Unconditional transfers from Provincial Government	2,408,142	-	-	-	2,408,142
Other contributions and government transfers	549,947	-	2,502,563	-	3,052,510
Sales of services	1,469,934	-	-	-	1,469,934
Other revenue from own sources	513,940	-	60,838	-	574,778
Water and sewer revenue	7,328,579	-	(300,000)	-	7,028,579
	<u>35,881,716</u>	<u>-</u>	<u>2,263,401</u>	<u>-</u>	<u>38,145,117</u>
Expenses					
General government services	2,564,294	-	(37,772)	-	2,526,522
Protective services	7,009,798	-	(401,297)	-	6,608,501
Transportation services	3,648,221	-	(52,492)	-	3,595,729
Environment health and development	2,166,518	-	(8,743)	-	2,157,775
Recreation and cultural services	4,948,858	-	(103,788)	-	4,845,070
Water supply	3,088,127	-	(41,359)	-	3,046,768
Sewerage collection and disposal	2,559,803	-	(16,949)	-	2,542,854
Amortization of tangible capital assets	-	5,099,926	-	-	5,099,926
Interest expense and miscellaneous	929,933	-	-	-	929,933
	<u>26,915,552</u>	<u>5,099,926</u>	<u>(662,400)</u>	<u>-</u>	<u>31,353,078</u>
Fiscal services					
Transfer from operating fund to capital fund	7,620,721	-	-	(7,620,721)	-
Transfer from operating fund to reserve fund	1,379,600	-	-	(1,379,600)	-
Second previous years' surplus	(34,157)	-	-	34,157	-
	<u>8,966,164</u>	<u>-</u>	<u>-</u>	<u>(8,966,164)</u>	<u>-</u>
	<u>35,881,716</u>	<u>5,099,926</u>	<u>(662,400)</u>	<u>(8,966,164)</u>	<u>31,353,078</u>
Annual surplus	\$ -	\$ (5,099,926)	\$ 2,925,801	\$ 8,966,164	\$ 6,792,039





30 Honour House Court, Riverview, NB E1B 3Y9
info@townofriverview.ca | Telephone: (506) 387-2020
www.townofriverview.ca