



# 2021 ANNUAL REPORT



This live, public, sustainable snowshoe art was created by Matt Robinson and Sheldon Benoit as part of the Town of Riverview Winter Carnival at Mill Creek Nature Park. With 10,000 steps each, and four hours to complete, Matt and Sheldon created a beautiful masterpiece for residents to enjoy.

PHOTOGRAPHY: MATT ROBINSON



# TABLE OF CONTENTS

Message from the Mayor.....	4
Members of Council .....	5
Message from the CAO .....	6
Organizational Transparency .....	7
Town Council meeting attendance .....	8
Town Council closed session meetings .....	9
Annual community investment grants .....	10
2021 Sponsorships .....	11
Town Council salaries .....	11
Revenue .....	12
Expenses.....	13
Strategic Plan 2021 Year-End Review .....	14
Economic Development.....	31
Population, tax base .....	31
Financial Incentive Program .....	32
Community Growth Grant.....	32
Annual building permit report .....	33
Appendix – 2021 Audited Financial Statements .....	34



## MESSAGE FROM THE MAYOR



On behalf of Riverview Town Council and staff, I am pleased to present the 2021 Annual Report. In this report you will find important information about Town operations, including the 2021 audited financial statements, accomplishments we achieved in 2021 and progress made on Council's strategic goals.

In May 2021 residents took to the polls and voted for a new Mayor and Council. I am honoured to be at the helm as this new Council strategizes and sets new goals that will strengthen and grow our community.

2021 was another demanding year as the ongoing pandemic continued to bring challenges to our community and organization. And yet, we can still celebrate our many achievements as a team, supporting the community, and each other, through these tough times.

Council is honoured to collaborate with and advocate on behalf of the many organizations and groups in our community and new committees have been formed to address some of the more prominent issues we face. The Equity, Diversity and Inclusion Committee is a standing committee of Council and is responsible for identifying, researching, strategizing and making recommendations to Council on issues that improve equity, diversity and inclusion in our community. The Riverview Youth Network was established by the Town, Anglophone East School District and United Way's You Turns division, with the goal of providing residents and youth opportunities for engagement to build an effective strategy that brings meaningful change to processes, programming and local services that support youth.

The successes we achieved would not have been possible without the hard work and dedication of our staff, volunteer committee members, community volunteers and you, the residents of Riverview. To anyone who called, emailed, took a survey, left a comment or attended a virtual meeting this year – thank you. Your participation in your community helps us make Riverview a great place to work, live and play and we look forward to the bright future ahead.

A handwritten signature in white ink that reads "Andrew J. LeBlanc". The signature is fluid and cursive.

Andrew J. LeBlanc  
Mayor



## 2021 HIGHLIGHTS

- Launch of Community Fundraising Campaign in support of Riverview Recreation Complex
- Medavie provides \$500,000 towards the construction of the Riverview Recreation Complex
- 50,000 new holiday lights
- New Mayor and three new Councillors elected at General Municipal Election
- Opening of the new bridge over the Petitcodiac River on September 17, 2021
- Town observes first National Day for Truth & Reconciliation on September 30
- Riverview Youth Network created to address issues that impact young people's well-being
- Over \$55,000,000 in Building Permits for 2021
- Growth of 4.7% in 2021 Census increases population to 20,584.

## RIVERVIEW TOWN COUNCIL

The Town of Riverview is divided into four wards with a Councillor elected to represent each ward as well as three Councillors elected 'at large'. Town Councillors represent the ward in which they live and are elected by citizens of that ward. Councillors-at-large are elected to represent the town as a whole.

Riverview's Mayor and seven Councillors were elected in May 2021 for a five year term.

### MEMBERS OF 2021–2026 RIVERVIEW TOWN COUNCIL:




**WARD 1**  
Sarah Murphy




**WARD 2**  
John Coughlan




**WARD 3 & DEPUTY MAYOR**  
Jeremy Thorne



**WARD 4**  
Wayne Bennett



**COUNCILLOR AT LARGE**  
Cecile Cassista



**COUNCILLOR AT LARGE**  
Russell Hayward



**COUNCILLOR AT LARGE**  
Heath Johnson

*The role of Council is to govern the Town of Riverview and its municipal corporation so that staff are able to provide the services Riverview residents need and want. Council considers residents' concerns in balance with social, environmental and safety factors and anticipates emerging opportunities to plan for the Town's long-term growth.*



## MESSAGE FROM THE CAO



2021 was another challenging year for the Town because of the ongoing operational requirements due to Covid 19, however it was a year with notable highlights and economic success as well.

In particular, the Town had a strong year with development activities, exceeding \$55 million in building permit revenues for the first time in its history. This annual report will provide more background on those results as well as give residents an overview of how the Town's staff deliver a broad range of community services that make Riverview a great place to call home.

One of the most significant tasks that Town Council completed in 2021 was that it updated and approved a new Strategic Plan (2021 to 2026). One of the most notable positives of this strategic planning exercise, is Council built off the foundation of the 2016-2021 Strategic Plan and continues to move the Town forward with a clear and consistent vision and direction.

As in past years, the Town Council's long-term priorities continue to drive operational and capital planning, including continuing the local improvement street projects, investing in water main renewals, the continued development of Mill Creek Nature Park and focusing on our efforts to secure Federal and Provincial support for the Riverview Recreation Complex.

### OTHER NOTABLE HIGHLIGHTS IN 2021 INCLUDE:

- In 2021, the financial incentive program continued to create interest from the development community to develop and build in our community. Two new development proposals were approved as part of this program and the construction of those projects began this year.
- An updated Water Master Plan was completed in 2021 for the Town with the final report presented to Council in early 2022. The report identified overall that the Town's water system was well managed and identified a number of key future infrastructure priorities that need to be considered in the Town's long term infrastructure plan.
- The Fire Department began the development of its own Fire Training Area to improve the training opportunities for our career and volunteer fire fighters as well as to save the Town costs on its overall training budget. The Fire Training Area will continue to be developed over a number of years.
- Two labour contracts (CUPE and IAFF) were successfully negotiated in 2021.

Our employees take great pride in delivering top-notch services to the community. I thank them for their dedication and look forward to what we can achieve together in 2022.

Colin Smith, CAO



# ORGANIZATIONAL TRANSPARENCY







## TOWN COUNCIL 2021 CLOSED SESSION MEETINGS

Closed session meetings are held only in circumstances outlined in section 68(1) of the Local Governance Act.

DATES	MEETINGS	LEGISLATION	PURPOSE
11/Jan/2021	Closed Session	LA Section 68 (1) (a, b, e)	Government of NB Municipal Reform Process
25/Jan/2021	Closed Session	LA Section 68 (1) (a, b, c) LA Section 68 (1) (a, c) LA Section 68 (1) (c)	1) Funding Agreement 2) RCMP Building Status 3) School District Agreement Request
8/Feb/2021	Closed Session	LA Section 68 (1) (a, c, d)	Land Disposal
22/Feb/2021	Closed Session	LA Section 68 (1) (a, c, d) LA Section 68 (1) (a, c)	1) Proposed Sale of Lands 2) I.A.F.F. Negotiations – Verbal Update
22/Mar/2021	Closed Session	LA Section 68 (1) (a, b, c)	Naming Agreements (3)
12/Apr/2021	Closed Session	LA Section 68 (1) (c, j) LA Section 68 (1) (j)	1) Labour Negotiations 2) Labour and Employment Matters
26/Apr/2021	Closed Session	LA Section 68 (1) (a, b, e)	Update on Governance Reform
29/Jun/2021	Closed Session	LA Section 68 (1) (a, b, c)	Service Level Agreement – 3 Plus
13/Sept/2021	Closed Session	LA Section 68 (1) (a, b, c, d)	Land Disposal – Status update on Purchase and Sale Agreement
27/Sept/2021	Closed Session	LA Section 68 (1) (a, b, c, d)	Agreement - Development
12/Oct/2021	Closed Session	LA Section 68 (1) (a, b, g)	Trans Aqua
25/Oct/2021	Closed Session	LA Section 68 (1) (a, c)	Property Disposal
08/Nov/2021	Closed Session	LA Section 68 (1) (c, j) LA Section 68 (1) (a, b, c)	1) CUPE Negotiations 2) Bridgedale Community Center – Mould Remediation & Capital Investment Plans
13/Dec/2021	Closed Session	LA Section 68 (1) (a, b, e) LA Section 68 (1) (a, b, c, d)	1) Legislation – Local Government Reform 2) Agreement of Purchase and Sale

## THE RIVERVIEW BOYS & GIRLS CLUB

AIMS TO BE A PROMINENT  
AGENCY IN THE COMMUNITY  
FOR PROVIDING QUALITY  
PROGRAMMING AND  
RESOURCES TO CHILDREN  
AND YOUTH.

## ANNUAL COMMUNITY INVESTMENT GRANTS

Our Annual Grant program provides funding toward organizations' programs, projects and operational expenses. The deadline to apply each year is Nov. 30.

Albert County Action Committee	\$6,450
Atlantic Ballet Theatre of Canada	\$5,000
Atlantic Wellness Community Centre	\$10,000
Big Brothers Big Sisters of Greater Moncton	\$3,750
Capitol Theatre Academy	\$2,000
Codiac Chords Inc.	\$250
ENSEMBLE Services Greater Moncton	\$1,500
Frye Festival	\$2,000
Greater Moncton Crime Stoppers	\$1,000
Greater Moncton Girls+ Rock Inc.	\$800
Greater Moncton Music Festival	\$2,000
Greater Moncton Santa Claus Parade	\$1,000
Greater Moncton Scottish Association	\$1,000
Harmonie Codiac Concert Band	\$500
Hospice Southeast NB	\$6,407
HubCap Comedy Festival	\$2,500
La Bikery Co-operative	\$3,000
Moncton Headstart Inc.	\$2,000
New Brunswick Refugee Clinic	\$1,000
Riverview Branch Navy League (RCSCC 2929 Coverdale Sea Cadets)	\$3,000
Tri-County Ground Search & Rescue Group	\$1,000
Town of Riverview Seniors Roundtable	\$800
United Way SENB - Youth First Committee	\$1,500
Youth Impact Jeunesse Inc.	\$2,000

## RELATIONSHIP GRANTS

Capitol Theatre	\$74,730
Riverview Arts Centre	\$59,000
Riverview Boys & Girls Club (in-kind)	\$53,573

## 2021 SPONSORSHIPS

The following are requests in excess of \$500 given for event or tournament hosting, travel subsidies, in-kind assistance or facility discounts:


Albert County Chamber of Commerce – Business Excellence	\$500
Anglophone East (YOU Turns)	\$10,000
Art for Arts Sake – Inspire Festival	\$500
Friends of the Moncton Hospital – Excellence Capital Campaign	\$5,000
Greater Moncton Chamber of Commerce – Excellence Awards	\$1,000
Juvenile Diabetes Research Foundation	\$500
Second Chance Workshop – Light Up Program	\$1,000

## TOWN COUNCIL SALARIES

Council salaries are established by an independent committee. Each year, the salaries are adjusted for inflation according to the Consumer Price Index (CPI).

Effective the fourth Monday in May 2022, the annual salaries for the Mayor and Council will be as follows:

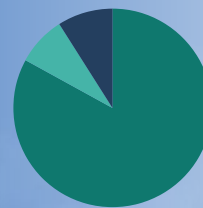
Mayor	\$41,571
Deputy Mayor	\$21,312
Councillors	\$17,622



# WHERE DOES THE TOWN'S REVENUE COME FROM?

A typical residential home in Riverview costs \$280,000 with a property tax assessment of \$4,347. Your property taxes support the delivery of key Town services and are the primary source of funding for the Town's operating budget.

<b>PROPERTY TAXES</b> (residential and commercial) .....	<b>\$25,579,913</b>
<b>COMMUNITY FUNDING AND EQUALIZATION GRANT</b> .....	<b>\$2,521,193</b>
(Province of New Brunswick)	
<b>OTHER MUNICIPAL SOURCE REVENUE</b> .....	<b>\$2,867,735</b>



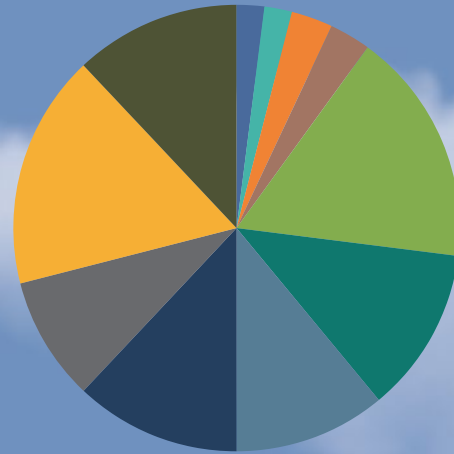
- **Property taxes: 82.6%**  
(residential and commercial)
- **Community funding and equalization grant 8.1%**
- **Other municipal source 9.3%**



# EXPENSES

## HOW YOUR TAX DOLLARS ARE SPENT

- Public transit ..... 2.4%
- Provincial property taxes and assessment ..... 2.1%
- Solid waste collection ..... 2.9%
- Economic development, urban planning and tourism ..... 2.9%
- General government ..... 16.8%
- Fire and rescue ..... 12.4%
- Engineering and public works ..... 10.6%
- RCMP ..... 11.9%
- Debt principal and interest ..... 9.3%
- Parks, recreation and community relations 16.5%
- 'Pay as you go' fund for capital projects .... 12.2%



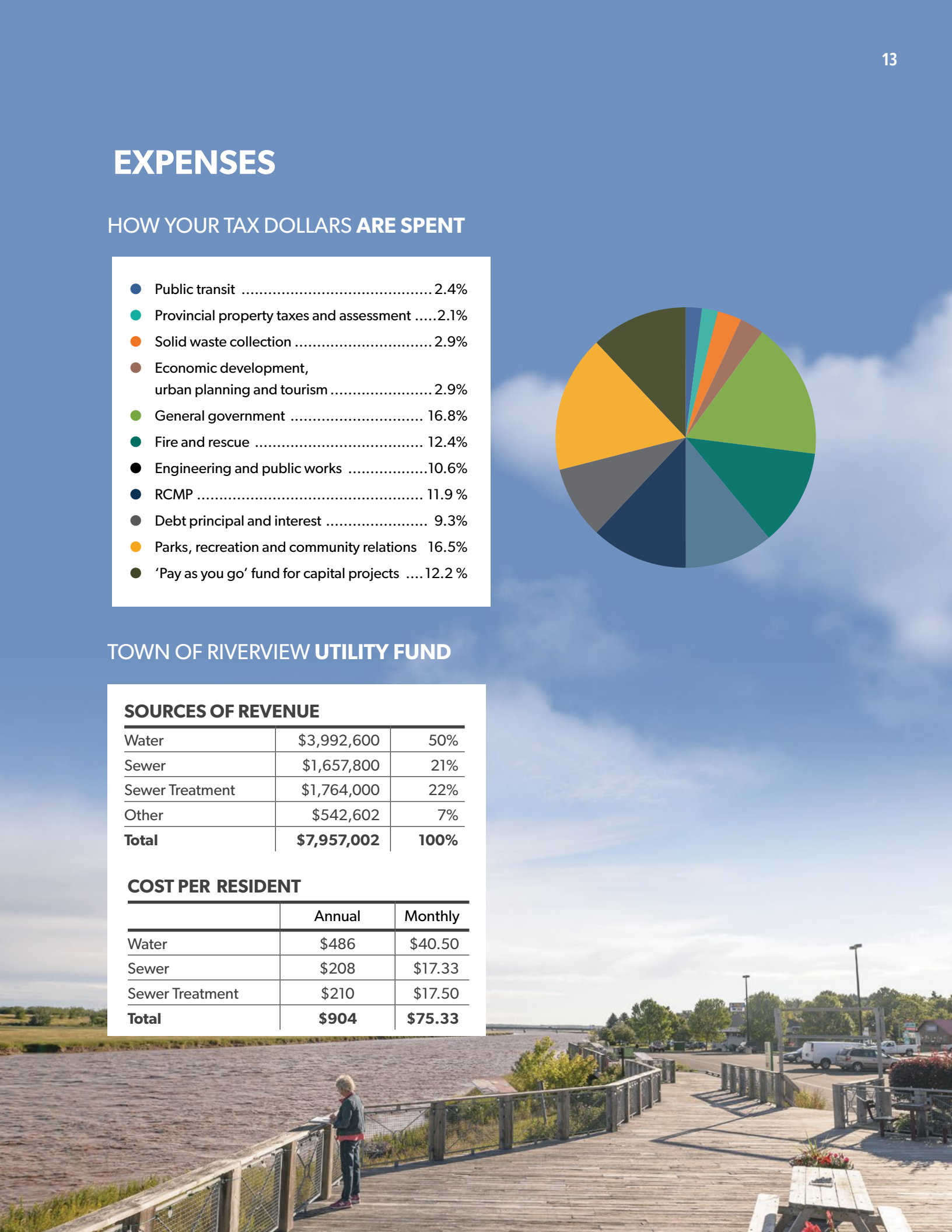
## TOWN OF RIVERVIEW UTILITY FUND

### SOURCES OF REVENUE

Water	\$3,992,600	50%
Sewer	\$1,657,800	21%
Sewer Treatment	\$1,764,000	22%
Other	\$542,602	7%
<b>Total</b>	<b>\$7,957,002</b>	<b>100%</b>

### COST PER RESIDENT

	Annual	Monthly
Water	\$486	\$40.50
Sewer	\$208	\$17.33
Sewer Treatment	\$210	\$17.50
<b>Total</b>	<b>\$904</b>	<b>\$75.33</b>





# STRATEGIC PLAN

2021 YEAR-END REVIEW



# VISION

To be a thriving, safe and welcoming community where present and future generations live well, and the local economy prospers.

# MISSION

The Town of Riverview provides strong leadership, good governance and quality municipal services that make for a vibrant, friendly and safe community for residents and business owners.

## GUIDING PRINCIPLES

To live up to our mission, Council and staff are guided by six core principles that apply to all that we do:

**Sustainability** – We must consider the impact our decisions have for the long-term wellbeing of the community.

**Fiscal responsibility** – We are accountable for the good stewardship of residents' property tax dollars and must make smart, fiscally responsible decisions on their behalf.

**Partnership** – Collaboration and engagement are critical for our ability to progress. In order to grow, we must work with residents, the business community, neighboring municipalities and other levels of government.

**Accountability** – We are accountable for the quality of all services delivered to our community and for the dollars we spend to do this.

**Community** – Riverview is a close-knit community that has shared aspirations for the community we want to become.

**Transparency** – We are committed to being open and transparent in the decisions that are made for our community.



# STRATEGIC THEMES

The Town established four strategic themes for the 5 year plan (2016-2021)



## A SAFE AND WELCOMING COMMUNITY

Riverview is a community of choice where families feel safe, where residents can enjoy a good quality of life and have pride in their community.



## PLANNING FOR THE FUTURE

Riverview plans, builds and maintains its public infrastructure to meet the needs of our growing and increasingly diverse community.



## SMART AND SUSTAINABLE GROWTH

Riverview attracts new investment through a growth plan that recognizes the significance of its residential neighborhoods, protection of its natural surroundings and commitment to long-term sustainability. This includes attracting niche business opportunities as well as investment in specific sectors, such as tourism, as Riverview is a gateway to the Fundy region.



## FISCAL RESPONSIBILITY AND SERVICE EXCELLENCE

Riverview remains a community of choice because of its continued excellence in the delivery of municipal services, as well as its fiscally responsible approach to growth and sustainability.

## DEPARTMENTS RESPONSIBLE / ABBREVIATIONS

By-Law Enforcement  
 Chief Administrative Officer  
 Codiac Transpo  
 Corporate Services  
 Economic Development  
 Fire & Rescue  
 Finance  
 Engineering  
 Human Resources  
 Parks, Recreation & Community Relations  
 Public Works

**BY-LAW**  
**CAO**  
**CODIAC TRANSPO**  
**CS**  
**ED**  
**FIRE**  
**FINANCE**  
**ENG**  
**HR**  
**P&R**  
**PW**





## A SAFE & WELCOMING COMMUNITY

Riverview is a community of choice where families feel safe, where residents can enjoy a good quality of life and have pride in their community.

OBJECTIVES	2021 PRIORITIES Strategic Plan and Departmental Operational Plans	2021 YEAR END STATUS
<p>Promote Riverview as an inclusive community with a good quality of life for residents.</p>	<p>To launch the Envision Riverview video as part of the Town's marketing promotion.</p> <p>ED</p>	<ul style="list-style-type: none"> <li>In December 2021, the ED team updated the Envision Riverview Website and launched the promotional video to visitors and business investors from near and far. The website and video are key elements of our approach to promote Riverview as a great place to succeed.</li> <li><a href="http://envisionriverview.ca">envisionriverview.ca</a></li> <li><a href="https://youtube.com/watch?v=S54rlyCFV_8&amp;ab_channel=EnvisionRiverview">youtube.com/watch?v=S54rlyCFV_8&amp;ab_channel=EnvisionRiverview</a></li> </ul>
<p>Design and implement community events and programs to increase community pride, citizens' engagement and wellbeing.</p>	<p>The pandemic has resulted in a reduction of programming and reduced access to the facilities used for these programs. Despite these challenges, department staff are committed to developing programs and activities geared towards active living and community engagement.</p> <p>P&amp;R</p>	<ul style="list-style-type: none"> <li>Working with the Covid-19 restrictions in place at the time, several different events and festivals were hosted to engage residents and increase civic pride. Some of these include Winter Carnival, Maple Fest, SUNFEST, Harvest Festival and Holiday Hoopla.</li> </ul>
<p>Encourage greater awareness and use of public transit.</p>	<p>The transit route operational level will increase to 70% of the pre-Covid-19 operational levels.</p> <p>Codiac Transpo</p>	<ul style="list-style-type: none"> <li>Transit routes were increased to 70% in March, including route amendments to manage traffic flow during the closure of the causeway. The general feedback from existing riders is that they like the updated routes and the ability to get to their destination quicker.</li> </ul>
<p>Foster civic engagement and volunteerism</p>	<p>Ongoing community engagement efforts.</p> <p>P&amp;R</p>	<ul style="list-style-type: none"> <li>Engagement with citizens through several channels and programs, including four volunteer committees, community garden, youth programs and community events.</li> </ul>



## A SAFE & WELCOMING COMMUNITY

Riverview is a community of choice where families feel safe, where residents can enjoy a good quality of life and have pride in their community.

OBJECTIVES	2021 PRIORITIES Strategic Plan and Departmental Operational Plans	2021 YEAR END STATUS
<p>Promote opportunities to maintain community safety</p>	<p>To use new ticketing software to make it easier to issue and process parking citations.</p> <p>Increased presence of Animal Control Officers in town and on trails.</p> <p>CS</p>	<ul style="list-style-type: none"> <li>• New ticketing software is a successful upgrade. Easy to use, more efficient and good support. The new software resulted in an increase in ticket revenue of \$5,040 from 2020 to 2021.</li> <li>• Animal Control Officers have increased their presence in the community. This service continues to be working well with their professional and responsive services. There were only three complaints received in 2021 which were dealt with by our own Enforcement Officer.</li> </ul>
	<p>The Director of Emergency Planning will be working on a Flooded Home Prevention Brochure for 2021, which will be accessible on the Town’s website. The requirement for such a brochure was identified at a recent Climate Change Adaptation Meeting. The brochure will be beneficial for those residents living close to the Petitcodiac River.</p> <p>FIRE</p>	<ul style="list-style-type: none"> <li>• Material for the brochure is prepared, although the production of the brochure has been postponed until 2022.</li> </ul>
	<p>To develop a formal process for the Traffic Committee.</p> <p>ENG</p>	<ul style="list-style-type: none"> <li>• A dedicated email address was created for the Traffic Committee and the new process was shared with Council. The Committee meets monthly and continues to address safety concerns in the Town. Council is kept updated by receiving a copy of the meeting minutes each month.</li> </ul>



## PLANNING FOR FUTURE

Riverview plans, builds and maintains its public infrastructure to meet the needs of our growing and increasingly diverse community.

OBJECTIVES	ACTIONS Strategic Plan and Departmental Operational Plans	2021 YEAR-END RESULTS
<p>Asset Management (AM) Planning</p>	<p>The Finance Department, along with Engineering and Facilities Management, will continue collaborating with the goal of ensuring Town assets can continue to provide the appropriate level of service at the optimal cost.</p> <p>ENG</p>	<ul style="list-style-type: none"> <li>Ongoing discussions with progress made in terms of assessing underground infrastructure, building assessments for energy efficiency, and required upgrades. Also, progress has been made on the determination of the future use(s) for various P&amp;R facilities as part of a broader review in that department.</li> </ul>
	<p>To conduct Building Condition Assessments at the Operation Centre and Parks &amp; Rec admin building. The data collected from both assessments will be added to the Facilities portfolio in the Town’s Asset Management Plan.</p> <p>CS</p>	<ul style="list-style-type: none"> <li>Assessments at Operations Centre and Parks &amp; Rec admin building have been completed and data collected has been added to the Facilities portfolio in the Town’s Asset Management Plan.</li> </ul>
	<p>To continue to transfer data using multiple sources, such as CAD drawings into GIS in support of the Town’s Asset Management Plan.</p> <p>ENG</p>	<ul style="list-style-type: none"> <li>This is being completed by the SERSC with the help of a summer student.</li> </ul>
<p>Take a well-planned and fiscally responsible approach to building and maintaining public infrastructure</p>	<p>The new sewer video program proposed for 2020 was deferred because of Covid-19. The sewer cleaning and video program will allow for proactive condition assessment and reduce the risk of blockage and backups. This is part of the department’s overall asset management plan. The program will record each segment of sewer once every 8 to 10 years.</p> <p>ENG</p>	<ul style="list-style-type: none"> <li>The project started in 2021 at half capacity. Currently, this program has identified more debris in the sewer than expected. The condition assessment provides the information needed to make informed decisions. The program will continue in 2022 at full capacity. The budget may need to be reviewed at the end of 2022.</li> </ul>



## PLANNING FOR FUTURE

Riverview plans, builds and maintains its public infrastructure to meet the needs of our growing and increasingly diverse community.

OBJECTIVES	ACTIONS Strategic Plan and Departmental Operational Plans	2021 YEAR-END RESULTS
<p>Take a well-planned and fiscally responsible approach to building and maintaining public infrastructure</p>	<p>The Engineering Department will work with a Consultant to review and update the Town’s Water Master Plan and identify improvements required to service all the areas within the serviceable boundary. Issue address could include the expansion of the pressure zone in east Riverview, and review the status of the water tanks.</p> <p>ENG</p>	<ul style="list-style-type: none"> <li>• A draft copy of the final report was delivered at the end of 2021. A presentation to Council will occur in 2022 and recommendations will be brought to Council for resolution into the 10-year capital plan. The report confirmed that the system is being professionally managed and operated.</li> </ul>
	<p>RFR will be starting the first phase of the “Live Fire” training area this year. This will be a multiphase project over 5 years or so. This training area will provide our firefighters with realistic training areas, allowing new and current firefighters to train with live fire in a controlled and safe manner.</p> <p>RFR will install a well at this location. This will provide RFR with water for training and a water supply for forestry and structural fires in the Niagara Road region. RFR does not have a dedicated water supply in this region currently.</p> <p>FIRE</p>	<ul style="list-style-type: none"> <li>• A Fire Training Area Master Plan was produced. The 2021 objectives of the master plan were met, including two sea containers used to form the beginning of the live fire training facility. Two water storage tanks were buried for an on-site water supply.</li> <li>• The well, which will feed into the water storage tanks, is scheduled for phase 2 of the master plan in 2022.</li> </ul>



## PLANNING FOR FUTURE

Riverview plans, builds and maintains its public infrastructure to meet the needs of our growing and increasingly diverse community.

OBJECTIVES	ACTIONS Strategic Plan and Departmental Operational Plans	2021 YEAR-END RESULTS
<p>Take a well-planned and fiscally responsible approach to building and maintaining public infrastructure</p>	<p>The installation of Fire Vehicle computers would provide the following:</p> <ul style="list-style-type: none"> <li>• Streamline dispatching – GPS option enables emergency responders to get on-site faster. Identifies the quickest routes, construction zones, etc.</li> <li>• Easily run multiple applications, including mapping and records management systems.</li> <li>• Provides software for more detailed daily vehicle inspections to help identify and report maintenance and equipment deficiencies.</li> <li>• The software will monitor the air management of the interior firefighting teams. This will let the Incident Commander know when the teams are starting to run low of breathing air during interior operations.</li> </ul> <p>FIRE</p>	<ul style="list-style-type: none"> <li>• The capital purchase of vehicle computers was postponed to 2022 to coincide with our dispatch CAD converting from CriSys to Versaterm.</li> </ul>
	<p>To continue developing phase 2 of Climate Change Adaptation Plan.</p> <p>P&amp;R</p>	<ul style="list-style-type: none"> <li>• Continue developing phase 2 of Climate Change Adaptation Plan in 2022.</li> </ul>
	<p>With the anticipation of the proposed Riverview Recreation Complex, planning for a smooth transition to a new physical environment and changing approaches to recreation delivery is being addressed in a focused and deliberate manner.</p> <p>P&amp;R</p>	<ul style="list-style-type: none"> <li>• Operational planning is completed for the Riverview Recreation Complex, which identifies a strong business case with new and expanded community offerings.</li> </ul>



## PLANNING FOR FUTURE

Riverview plans, builds and maintains its public infrastructure to meet the needs of our growing and increasingly diverse community.

OBJECTIVES	ACTIONS Strategic Plan and Departmental Operational Plans	2021 YEAR-END RESULTS
<p>Invest in upgrading local streets and roads</p>	<p>In 2021, the Town will continue to address local roads and streets as a key priority of Council and residents.</p> <p>The following two streets will have local improvement and watermain renewal projects:</p> <ul style="list-style-type: none"> <li>• Montgomery Phase 1 (Fairfax to Whitepine)</li> <li>• Toth</li> </ul> <p>The following watermain renewal projects will be completed:</p> <ul style="list-style-type: none"> <li>• Lakeside Drive (Biggs to Townsend)</li> <li>• Pitt Street</li> </ul> <p>\$ 0.9 million will be invested through the Town's Street Pavement Program on the following streets:</p> <p>Asphalt Seal:</p> <ul style="list-style-type: none"> <li>• Hebron,</li> <li>• Cosburn,</li> <li>• Nowlan</li> </ul> <p>Resurfacing</p> <ul style="list-style-type: none"> <li>• Nowlan</li> <li>• Belfast</li> <li>• Sanford</li> <li>• Irving (Callowhill to Lawson)</li> </ul> <p>ENG, PW</p>	<ul style="list-style-type: none"> <li>• All street improvements have been completed on time and under budget.</li> <li>• All watermain projects have been completed on time and under budget.</li> <li>• All street pavement projects have been completed on time and under budget.</li> </ul>
	<p>Investing \$300,000.00 in active transportation initiatives, through sidewalk development on Irving Road (Phase 2) Callowhill to Lawson.</p> <p>ENG</p>	<ul style="list-style-type: none"> <li>• All street sidewalk construction has been completed on time and under budget.</li> </ul>



## SMART & SUSTAINABLE GROWTH

Riverview attracts new investment through a growth plan that recognizes the significance of its residential neighbourhoods, protection of its natural surroundings and commitment to long-term sustainability. This includes attracting niche business opportunities as well as investment in specific sectors, such as tourism, as Riverview is a gateway to the Fundy region.

OBJECTIVES	ACTIONS Strategic Plan and Departmental Operational Plans	2021 YEAR-END RESULTS
<p>Riverview Brand Development</p>	<p>Create a photo portfolio of SUNFEST to expand the Town's image library.</p> <p>Continue to explore the use of digital advertising for Town campaigns and events.</p> <p>Continue work on the PetitcodiACTION campaign centered on the Causeway closure.</p> <p>Continue to grow presence and following on the Town's social media channels.</p> <p>Work with Opportunities New Brunswick and regional partners to leverage NB's value proposition to work remotely and from anywhere.</p> <p>Begin to highlight development opportunities within the newly opened Bridgedale Blvd area.</p> <p>ED, CS</p>	<ul style="list-style-type: none"> <li>• Photography was tabled during pandemic until regular SUNFEST activities can resume.</li> <li>• Geo-targeting digital ads are now standard in radio/digital advertising packages.</li> <li>• PetitcodiACTION campaign was successfully completed. The campaign highlighted the importance of Riverview residents to explore active transportation options, to shop local to support our business community, and to plan ahead when traveling. The webcam used at the bridge intersection was helpful in the early stages of the closure to help residents plan their work commute. Overall, the traffic delays were minimal, and the campaign helped to ensure residents were aware of the project and its progress.</li> <li>• Increased Instagram presence by 5% in 2021.</li> <li>• Plans for the new the Recreation Complex along Bridgedale Blvd provided another opportunity to showcase the development potential along this new route in Riverview.</li> <li>• Codiac Transpo's east Riverview routes began using Bridgedale Blvd during the year as an improved access point to the community.</li> <li>• The development of Bridgedale Blvd encouraged the development of two new apartment buildings on Runnymede Road.</li> </ul>
<p>Increase tourism opportunities in Riverview through growth of Fundy trail network</p>	<p>To explore Visitor Information Centre options outside of Fundy Chocolate River Station.</p> <p>P&amp;R, ED</p>	<ul style="list-style-type: none"> <li>• The Visitor Information Centre hosted within the Fundy Chocolate River Station provided a warm welcome to tourists along with several site improvements, including a sunflower garden.</li> </ul>



## SMART & SUSTAINABLE GROWTH

Riverview attracts new investment through a growth plan that recognizes the significance of its residential neighbourhoods, protection of its natural surroundings and commitment to long-term sustainability. This includes attracting niche business opportunities as well as investment in specific sectors, such as tourism, as Riverview is a gateway to the Fundy region.

OBJECTIVES	ACTIONS Strategic Plan and Departmental Operational Plans	2021 YEAR-END RESULTS
<p>Attract investment in the eco- and sports-tourism sectors</p>	<p>Trail development in Mill Creek is planned, including investment in trails for winter activities such as fat biking and snow shoeing, to increase trail usage and tourism opportunities.</p> <p>P&amp;R</p>	<ul style="list-style-type: none"> <li>The trail’s usage has increased, with daily visits up by 30%, with an average of 150 users. As usage increases, so does the demand for trail maintenance and further growth of assets. Staff continue to review outdoor asset opportunities to attract investment for sport or eco-tourism.</li> </ul>
<p>Retain and grow our strong local business community</p>	<p>In collaboration with the Light Up Riverview Committee, continue to expand the program and work toward completing the next phase of the seasonal lights.</p> <p>Strategically align R Card rewards with various seasonal and event activities.</p> <p>Work with merchants to strategically align their offers to complement business growth.</p> <p>ED &amp; CS</p>	<ul style="list-style-type: none"> <li>Light Up Riverview was a success again this year with an additional eight trees lit on the riverfront, one at Riverview sign and five around the maintenance shed in Riverview east.</li> </ul>





## FISCAL RESPONSIBILITY & SERVICE EXCELLENCE

Riverview remains a community of choice because of its continued excellence in the delivery of municipal services as well as its fiscally responsible approach to growth and sustainability.

OBJECTIVES	ACTIONS Strategic Plan and Departmental Operational Plans	2021 YEAR-END RESULTS
<p>Provide high-quality customer service to residents and businesses.</p>	<p>A review of the Town's communication operations started in 2020 and the objective is to finalize that review in 2021 and support the team in implementing any organizational changes and/or process improvements.</p> <p>CS</p>	<ul style="list-style-type: none"> <li>As a result of the review in 2021, the Communications Department is being expanded in 2022 to two resources. Review of communications will continue into 2022 with the research and creation of an internal communication strategy.</li> </ul>
	<p>Preparations for 2021 Municipal Election, Swearing-In Ceremony and Council Orientation.</p> <p>Continue to review and revise by-laws and policies.</p> <p>CS, BY-LAW</p>	<ul style="list-style-type: none"> <li>2021 Municipal Election, Swearing-In Ceremony and Orientation went smoothly with new processes and guides put into place.</li> <li>Eight by-laws were created/reviewed, amended where necessary, and adopted by Council.               <ul style="list-style-type: none"> <li>By-law 100-5 Corporate Seal</li> <li>By-law 100-10-1 Council Procedures</li> <li>By-law 100-15-8 Council Salaries</li> <li>By-law 200-5 Employee Pension Plan</li> <li>By-law 200-30 Repeal of By-laws</li> <li>By-law 700-70 Tall Grass</li> <li>2 Local Improvement By-laws</li> </ul> </li> </ul>
	<p>As part of our organizational effectiveness, we will be looking at an employee forecasting project in which employees' retirement, training and development and retention rate are reviewed.</p> <p>Succession Plan for leadership vacancies</p> <p>HR</p>	<ul style="list-style-type: none"> <li>Completed a review of employees' retirement. The Town had four retirements in 2021, with a potential of six more retirements in 2022. Training plans are being developed for 2022.</li> <li>Succession planning is in progress for 2022 for Leadership Grouping.</li> </ul>



## FISCAL RESPONSIBILITY & SERVICE EXCELLENCE

Riverview remains a community of choice because of its continued excellence in the delivery of municipal services as well as its fiscally responsible approach to growth and sustainability.

OBJECTIVES	ACTIONS Strategic Plan and Departmental Operational Plans	2021 YEAR-END RESULTS
<p>Provide high-quality customer service to residents and businesses</p>	<p>The Finance Department will continue to explore ways to facilitate business transactions with the ratepayers. This may include performing an analysis of offering self-management for online customer accounts.</p> <p>The Finance Department is researching options to facilitate approval processing for accounts payable that will eliminate the need for significant amounts of paper shuffle between Town building locations. This is particularly of benefit as the result of Covid-19 and limiting exposure for employees.</p> <p><b>FINANCE</b></p>	<ul style="list-style-type: none"> <li>This application has been studied in 2021 and it was concluded that the investment required is too significant in comparison to the benefits. We shall continue to stay abreast of developments and offerings by vendors.</li> <li>Finance, along with IT staff, have reviewed several different offerings from vendors and have narrowed the selection down to one software solution. We are currently clarifying a few issues to ensure compatibility with our existing ERP software. Implementation is planned for late spring of 2022</li> </ul>
	<p>Covid-19 has forced a deeper analysis of the department's role and ability to provide services to the public in an affordable and safe manner. Many decisions were made to ensure the appropriate allocation of funds will allow for effective service delivery until the province goes to the green phase of the pandemic.</p> <p><b>P&amp;R</b></p>	<ul style="list-style-type: none"> <li>Service delivery continues to be amended to match Covid-19 restrictions in place to maximize participation, use of assets and safety of citizens. Quality of service remains a priority.</li> </ul>
<p>Foster a positive and engaging work environment for employees</p>	<p>Union negotiations will be front and center in 2021. Both the IAFF and CUPE contracts are up for renegotiation in 2021 and that will impact the CAO and HR's operational plans for 2021.</p> <p>Wellness Initiatives, increased partnership working within our community, giving back to our community; Blood Donor Clinics, Food Drives, Toy Drives etc., specifically organizations that have been hit hard due to pandemic.</p> <p>In addition, continued development of Managers and Directors on fostering employees' relationships by providing training. Also, we will continue our working relationship with Canadian Mental Health and their "Not Myself Campaign".</p> <p><b>HR &amp; DIRECTORS</b></p>	<ul style="list-style-type: none"> <li>IAFF and CUPE contracts were negotiated and signed in 2021.</li> <li>Wellness Initiatives were conducted in more solo programming from having a walking challenge, snow sculpture, recipe book, give back month.</li> <li>Despite these challenges we had the highest amount of engagement from all departments.</li> </ul>



## FISCAL RESPONSIBILITY & SERVICE EXCELLENCE

Riverview remains a community of choice because of its continued excellence in the delivery of municipal services as well as its fiscally responsible approach to growth and sustainability.

OBJECTIVES	ACTIONS Strategic Plan and Departmental Operational Plans	2021 YEAR-END RESULTS
<p>Promote a safe work culture</p>	<p><b>Employee Development Program</b></p> <p><b>Personal Training Program</b></p> <p>The Deputy Chief of Training has been working with the Career Firefighter/Paramedics to build departmental and personal training programs. From the information gathered, the Deputy Chief will collaborate with the members to provide the training required for individual growth and potential career advancement as identified in the personal training plans.</p> <p><b>Officer Development Program</b></p> <p>RFR has started the training for the Officer Development Program. The training is approximately 70% completed. The training will continue in 2021. This training will provide the tools needed for new and future officers to deal with day-to-day issues as well as critical incident management.</p> <p>FIRE</p>	<ul style="list-style-type: none"> <li>Submitted personal training programs were actioned where resources could be matched with the requests.</li> <li>Additional Blue Card Incident Command training was conducted in 2021. Several firefighters completed their requirements for Fire Officer Level 1 designation. The final elements for the Officer Development (ICS 100 and Report Writing) have been budgeted and scheduled for delivery in early 2022.</li> </ul>
	<p>To increase health and safety practices and policies. During this past year, we have been reactive to changes that we have faced due to Covid-19. We will work on plans to increase our policies and be more proactive while ensuring a safe work culture for all.</p> <p>HR</p>	<ul style="list-style-type: none"> <li>A new Communicable Disease Prevention Plan was created; this policy is to ensure the health and safety of both the staff and visitors of the Town’s offices and facilities while ensuring the ongoing operations of the Town. An effective plan includes ongoing measures to reduce the risk of communicable disease and the implementation of additional measures when there is an elevated risk of communicable disease.</li> <li>Direct communication plans have been given to all employees regardless of the stage of the pandemic. Providing updated regulations and directions based on NB Public Health and WorkSafe NB.</li> </ul>



## METRICS AND AWARDS

Strategic successes in 2021, by the numbers.

STRATEGIC THEMES	METRICS/AWARDS	2021 RESULTS
A Safe and Welcoming Community	Community participation at events	<p>Winter Carnival 2021 – 4,000 attendees            Winter Carnival 2020 – 7,000 attendees            Winter Carnival 2019 – 6,500 attendees</p> <p>Canada Day 2021 – 2,500 attendees (virtual)            Canada Day 2020 – approx. 3,000 virtual attendees            Canada Day 2019 – 5,500 attendees</p> <p>SUNFEST 2021 – 500 attendees            SUNFEST 2020- Partners did not wish to go ahead due to Covid            SUNFEST 2019 – 1,500 attendees</p> <p>Harvest Festival 2021 – 2,000 attendees            Harvest Festival 2020- Cancelled due to Covid            Harvest Festival – 3,000 attendees</p> <p>Maple Fest 2021 – 2,000 attendees            Maple Fest 2020 – cancelled due to Covid-19 lockdown            Maple Fest 2019 – 3,000 attendees</p> <p>Caseley Park Concert Series 2021 – 2,000 attendees            Caseley Park Concert Series 2020 – Cancelled due to Covid            Caseley Park Series 2019 – 1,500 attendees</p>
	Riverview share of RCMP budget	<p>2017 11.699%            2018 11.418%            2019 11.403%            2020 11.164%            2021 10.990%            2022 10.930%</p>
	Population growth – 2016 Census	20,584 population – 4.6% growth compared to 2016 (last census growth percentage 2.8%)
Planning for the Future	% of Budget invested in infrastructure renewal	<p>2021 General Capital Budget –65% of budget on renewing existing infrastructure (RRC – new infrastructure)</p> <p>2021 Utility Capital Budget – 92.5% of budget on renewing existing infrastructure</p> <p>2020 General Capital Budget –52% of budget on renewing existing infrastructure (Bridgedale Boulevard – new infrastructure)</p> <p>2020 Utility Capital Budget – 47% of budget on renewing existing infrastructure (Bridgedale Boulevard – new infrastructure)</p>

## METRICS AND AWARDS

Strategic successes in 2021, by the numbers.

STRATEGIC THEMES	METRICS/AWARDS	2021 RESULTS						
	# of local improvements completed	2 streets planned for 2022 2 streets in 2021 3 streets in 2020 4 streets in 2019 5 streets in 2018 6 streets in 2017 3 streets in 2016						
Smart and Sustainable Growth	Building Permits \$ value	\$55.4 million (2021) \$32.1 million (2020) \$25 million (2019) \$20.4 million (2018) \$18.9 million (2017)						
	% of commercial tax base off overall tax base	11.2% Commercial base of overall tax base						
	Financial incentive program	2 applications processed in 2021 (5 applications since beginning)						
Fiscal Responsibility and Service Excellence	Tax rate in comparison to region		2017	2018	2019	2020	2021	2022
		Riverview	1.5826	1.5826	1.5826	1.5926	1.5926	1.5526
		Moncton	1.6497	1.6497	1.6497	1.6497	1.6497	1.5472
		Dieppe	1.6195	1.6295	1.6295	1.6295	1.6295	1.5395
	Debt ratio	2022 - 8.05% (projected) 2021 - 9.42% 2020 - 9.48% 2019 - 9.15% 2018 - 12.16% 2017 - 15.43%						



## METRICS AND AWARDS

Strategic successes in 2021, by the numbers.

STRATEGIC THEMES	METRICS/AWARDS	2021 RESULTS
	Service tracker status	<p><b>2021 – 12 months</b> Public Works – 492 Parks &amp; Rec – 155 By-law Complaints – 61</p> <p><b>2020 – 12 months</b> Public Works – 458 Parks &amp; Rec – 59 By-law complaints – 89</p> <p><b>2019 – 12 months</b> Public Works – 680 By-Law complaints – 84</p>
	Work safe statistics	<p>3 Lost time claims in 2021 3 lost time claims in 2020 3 lost time claims in 2019 2 lost time claims in 2018 0 lost time claims in 2017</p>
	Animal licenses	<p>2021 – 1390 licenses sold 2020 – 1491 licenses sold 2019 – 1292 licenses sold 2018 – 1335 licenses sold</p> <p>2021 Animal Control Complaints – 190 2020 Animal Control Complaints – 117 2019 Animal Control Complaints – 251 2018 Animal Control Complaints – 318</p>



# ECONOMIC DEVELOPMENT

2021 YEAR-END REVIEW



POPULATION PER  
LAST CENSUS (2016)  
**20,584**



PROPERTY TAX BASE  
**\$1,606,161,200**



PROPERTY TAX RATE  
**\$1.5926**  
per \$100.00 of assessed value



REGISTERED  
BUSINESSES  
**1,150**



DEBT RATIO\*  
**9.42%**

\* (% of the total general operating budget used to service debt)



## FINANCIAL INCENTIVE PROGRAM FOR COMMERCIAL DEVELOPMENT

The Town of Riverview's Financial Incentive Program focuses on accelerating growth and development in the town's most prized commercial zones. It is anticipated that this grant will act as a catalyst for increased development activities in the town, which will in turn strengthen the community's economic viability through the attraction of new businesses, residents, and employment opportunities. Property owners that promote private-sector investment through development, redevelopment, and construction activity on underdeveloped or vacant commercial land are eligible to participate.

## COMMUNITY GROWTH GRANT

The Community Growth Grant is available for non-residential and mixed-use development projects that significantly increase the value of an existing property. The calculated grant amount is based on the project's assessed economic value and is administered using a declining scale over a period of 5 years for projects valued less than \$5,000,000, and 10 years for projects valued more than \$5,000,000.

### POTENTIAL CANDIDATES

- Existing businesses planning to make a significant capital investment that increases the assessed value of their property by a minimum of \$500,000;
- Businesses that have outgrown their current operations and are looking to expand within the Town of Riverview through development or redevelopment activity;
- Newly settled private-sector investors who plan to develop, redevelop, infill or construct on vacant land, underutilized sites, or parking lots that will contribute to a stimulating business environment;
- First-time property owners looking to start and grow their business while adding to the vitality of the municipality.

Two financial incentive grants were dispersed in 2021 totalling \$29,512, for two previous applications. New applications in 2021 were for the following properties:

1. 230 Coverdale Road
2. Corner of Gunningsville Blvd.

The grant amounts for these projects are not expected to be paid out until 2023, once the buildings are occupied.



# ANNUAL BUILDING PERMIT

## REPORT

### 10-YEAR COMPARATIVE STATEMENTS

	YTD PERMITS	YTD AMOUNT
2012	204	\$41,478,804
2013	175	\$22,510,517
2014	195	\$18,629,856
2015	177	\$29,428,730
2016	201	\$14,771,635
2017	180	\$19,812,156
2018	173	\$20,646,342
2019	182	\$25,172,573
2020	206	\$32,111,661
2021	191	\$55,762,483





# APPENDIX

## FINANCIAL STATEMENTS



**MUNICIPALITY OF THE TOWN OF RIVERVIEW, NEW BRUNSWICK  
CONSOLIDATED FINANCIAL STATEMENTS  
DECEMBER 31, 2021**

## INDEX

---

	<u>Page</u>
<b>INDEPENDENT AUDITORS' REPORT</b>	1 - 2
<b>CONSOLIDATED FINANCIAL STATEMENTS</b>	
Consolidated Statement of Operations and Accumulated Surplus	3
Consolidated Statement of Financial Position	4
Consolidated Statement of Changes in Net Debt	5
Consolidated Statement of Cash Flows	6
Notes to the Consolidated Financial Statements	7 - 17
Schedule 1 - Schedule of Segment Disclosures	18
Schedule 2 - Consolidated Schedule of Revenues	19
Schedule 3 - Consolidated Schedule of Expenses	20 - 23
Schedules of Regulatory Reporting Requirements	24 - 27

**Baker Tilly GMA LLP**  
Chartered Professional Accountants  
548 Pinewood Road  
Riverview, NB  
Canada E1B 5J9

## INDEPENDENT AUDITORS' REPORT

D: +1 506.387.4044  
F: +1 506.387.7270

[gma-info@bakertilly.ca](mailto:gma-info@bakertilly.ca)  
[www.bakertilly.ca](http://www.bakertilly.ca)

To His Worship the Mayor and Members of Town Council of the Municipality of the Town of Riverview, New Brunswick:

### Report on the Consolidated Financial Statements

We have audited the accompanying consolidated financial statements of the Municipality of the Town of Riverview, New Brunswick, which comprise the consolidated statement of financial position as at December 31, 2021 and the consolidated statements of operations and accumulated surplus, changes in net debt and cash flows for the year then ended, and a summary of significant accounting policies and other explanatory information.

In our opinion, the consolidated financial statements present fairly, in all material respects, the financial position of Municipality of the Town of Riverview, New Brunswick as at December 31, 2021, and the results of its operations and cash flows for the year then ended in accordance with Canadian public sector accounting standards.

#### *Basis of Opinion*

We conducted our audit in accordance with Canadian generally accepted auditing standards. Our responsibilities under those standards are further described in the Auditor's Responsibilities for the Audit of the Financial Statements section of our report. We are independent of the Municipality in accordance with the ethical requirements that are relevant to our audit of the financial statements in Canada, and we have fulfilled our other ethical responsibilities in accordance with these requirements. We believe that the audit evidence we have obtained is sufficient and appropriate to provide a basis for our opinion.

#### *Responsibilities of Management and Those Charged with Governance for the Financial Statements*

Members of Council and Management are responsible for the preparation and fair presentation of the financial statements in accordance with Public Sector Accounting Standards, and for such internal control as management determines is necessary to enable the preparation of financial statements that are free from material misstatement, whether due to fraud or error.

In preparing the financial statements, management is responsible for assessing the Municipality's ability to continue as a going concern, disclosing, as applicable, matters related to going concern and using the going concern basis of accounting unless management either intends to liquidate the Municipality or to cease operations, or has no realistic alternative but to do so.

Those charged with governance are responsible for overseeing the Municipality's financial reporting process.

## INDEPENDENT AUDITORS' REPORT (CONTINUED)

### *Auditors' Responsibilities for the Audit of the Financial Statements*

Our objectives are to obtain reasonable assurance about whether the financial statements as a whole are free from material misstatement, whether due to fraud or error, and to issue an auditor's report that includes our opinion. Reasonable assurance is a high level of assurance, but is not a guarantee that an audit conducted in accordance with Canadian generally accepted auditing standards will always detect a material misstatement when it exists. Misstatements can arise from fraud or error and are considered material if, individually or in the aggregate, they could reasonably be expected to influence the economic decisions of users taken on the basis of these financial statements.

As part of an audit in accordance with Canadian generally accepted auditing standards, we exercise professional judgment and maintain professional skepticism throughout the audit. We also:

Identify and assess the risks of material misstatement of the financial statements, whether due to fraud or error, design and perform audit procedures responsive to those risks, and obtain audit evidence that is sufficient and appropriate to provide a basis for our opinion. The risk of not detecting a material misstatement resulting from fraud is higher than for one resulting from error, as fraud may involve collusion, forgery, intentional omissions, misrepresentations, or the override of internal control.

Obtain an understanding of internal control relevant to the audit in order to design audit procedures that are appropriate in the circumstances, but not for the purpose of expressing an opinion on the effectiveness of the Municipality's internal control.

Evaluate the appropriateness of accounting policies used and the reasonableness of accounting estimates and related disclosures made by management.

Conclude on the appropriateness of management's use of the going concern basis of accounting and, based on the audit evidence obtained, whether a material uncertainty exists related to events or conditions that may cast significant doubt on the municipality's ability to continue as a going concern. If we conclude that a material uncertainty exists, we are required to draw attention in our auditors' report to the related disclosures in the financial statements or, if such disclosures are inadequate, to modify our opinion. Our conclusions are based on the audit evidence obtained up to the date of our auditor's report. However, future events or conditions may cause the Municipality to cease to continue as a going concern.

Evaluate the overall presentation, structure and content of the consolidated financial statements, including the disclosures, and whether the financial statements represent the underlying transactions and events in a manner that achieves fair presentation.

Obtain sufficient appropriate audit evidence regarding the financial information of the entities or business activities within the municipality to express an opinion on the consolidated financial statements. We are responsible for the direction, supervision and performance of the audit. We remain solely responsible for our audit opinion.

We communicate with those charged with governance regarding, among other matters, the planned scope and timing of the audit and significant audit findings, including any significant deficiencies in internal control that we identify during our audit.

Riverview, NB  
April 12, 2022

  
Chartered Professional Accountants

**MUNICIPALITY OF THE TOWN OF RIVERVIEW, NEW BRUNSWICK  
CONSOLIDATED STATEMENT OF OPERATIONS AND ACCUMULATED SURPLUS  
FOR THE YEAR ENDED DECEMBER 31, 2021**

	<b>2021 PSA Budget</b>	<b>2021 Actual</b>	<b>2020 Actual</b>
Revenue (Schedule 2)			
Property tax warrant	\$ 25,579,913	\$ 25,692,551	\$ 24,875,683
Unconditional transfers from the Provincial Government	2,521,193	2,600,279	2,749,598
Other contributions and government transfers	2,293,626	3,356,823	5,869,409
Sales of services	913,954	881,029	774,166
Other revenue from own sources	671,969	865,502	975,942
Water and sewer revenue	<u>7,466,552</u>	<u>7,808,246</u>	<u>7,470,346</u>
Total revenue	<u>39,447,207</u>	<u>41,204,430</u>	<u>42,715,144</u>
Expenses (Schedule 3)			
General government services	2,721,708	2,589,368	2,467,629
Protective services	7,382,782	7,417,020	7,036,809
Transportation services	3,908,189	4,123,234	3,439,372
Environmental health and development services	2,192,576	2,051,557	2,089,855
Recreation and cultural services	4,809,187	4,741,020	4,499,201
Water supply	3,343,971	3,336,805	3,235,131
Sewerage collection and disposal	2,743,622	2,751,992	2,659,574
Amortization of tangible capital assets (Note 11)	5,879,393	5,879,393	6,704,872
Interest expense and miscellaneous	<u>944,811</u>	<u>828,340</u>	<u>860,618</u>
Total expenses	<u>33,926,239</u>	<u>33,718,729</u>	<u>32,993,061</u>
<b>Annual surplus</b>	<b><u>\$ 5,520,968</u></b>	<b>7,485,701</b>	<b>9,722,083</b>
Accumulated surplus at beginning of year		<u>149,940,648</u>	<u>140,218,565</u>
<b>Accumulated surplus at end of year</b>		<b><u>\$157,426,349</u></b>	<b><u>\$149,940,648</u></b>


The accompanying notes to the financial statements are an integral part of these financial statements.

**MUNICIPALITY OF THE TOWN OF RIVERVIEW, NEW BRUNSWICK**  
**CONSOLIDATED STATEMENT OF FINANCIAL POSITION**  
**DECEMBER 31, 2021**

	2021	2020
<b>FINANCIAL ASSETS</b>		
Cash in bank (Note 3)	\$ 11,831,263	\$ 6,718,099
Receivables (Note 4)	5,257,546	5,187,104
Pension assets (Note 9)	2,258,456	1,728,300
Investments (Note 5)	<u>13,102,598</u>	<u>10,077,652</u>
	<u>32,449,863</u>	<u>23,711,155</u>
<b>LIABILITIES</b>		
Accounts payable and accrued liabilities (Note 6)	\$ 6,334,568	\$ 6,194,488
Deferred government transfers (Note 7)	3,867,231	1,872,325
Long-term debt (Note 8)	29,504,000	28,713,000
Accrued retirement allowances (Note 10)	<u>1,245,365</u>	<u>1,160,334</u>
	<u>40,951,164</u>	<u>37,940,147</u>
Net debt	<u>(8,501,301)</u>	<u>(14,228,992)</u>
<b>NON-FINANCIAL ASSETS</b>		
Tangible capital assets (Note 11)	243,262,600	239,039,395
Accumulated amortization	<u>(77,886,316)</u>	<u>(75,559,395)</u>
	165,376,284	163,480,000
Inventories of materials and supplies	498,097	627,463
Prepaid expenses and deposits	<u>53,269</u>	<u>62,177</u>
	<u>165,927,650</u>	<u>164,169,640</u>
Accumulated surplus	<b><u>\$157,426,349</u></b>	<b><u>\$149,940,648</u></b>

Commitments (Note 13) and Contingencies (Note 14)

**APPROVED BY:**

  
 \_\_\_\_\_ Mayor

  
 \_\_\_\_\_ Treasurer



The accompanying notes to the financial statements are an integral part of these financial statements.



**MUNICIPALITY OF THE TOWN OF RIVERVIEW, NEW BRUNSWICK**  
**CONSOLIDATED STATEMENT OF CHANGES IN NET DEBT**  
**FOR THE YEAR ENDED DECEMBER 31, 2021**

	<b>2021 PSA Budget</b>	<b>2021</b>	<b>2020</b>
Annual surplus	\$ <u>5,520,968</u>	\$ <u>7,485,701</u>	\$ <u>9,722,083</u>
Acquisition of tangible capital assets	(10,895,788)	(8,992,762)	(17,811,610)
Amortization of tangible capital assets	5,879,393	5,879,393	6,704,872
(Gain) loss on disposal of tangible capital assets	(93,294)	27,407	230,861
Proceeds on sale of tangible capital assets	930,000	1,012,391	173,054
Transfer of assets under construction	<u>177,286</u>	<u>177,286</u>	<u>1,147,811</u>
	<u>(4,002,403)</u>	<u>(1,896,285)</u>	<u>(9,555,012)</u>
Change in inventories of materials and supplies	-	129,366	(36,211)
Change in prepaid expenses and deposits	<u>-</u>	<u>8,909</u>	<u>(3,305)</u>
	<u>-</u>	<u>138,275</u>	<u>(39,516)</u>
Reduction in net debt	1,518,565	5,727,691	127,555
Net debt at beginning of year	<u>(14,228,992)</u>	<u>(14,228,992)</u>	<u>(14,356,547)</u>
<b>Net debt at end of year</b>	<b>\$ <u>(12,710,427)</u></b>	<b>\$ <u>(8,501,301)</u></b>	<b>\$ <u>(14,228,992)</u></b>

The accompanying notes to the financial statements are an integral part of these financial statements.

**MUNICIPALITY OF THE TOWN OF RIVERVIEW, NEW BRUNSWICK**  
**CONSOLIDATED STATEMENT OF CASH FLOWS**  
**FOR THE YEAR ENDED DECEMBER 31, 2021**

	2021	2020
<b>Operating transactions</b>		
Annual surplus	\$ 7,485,701	\$ 9,722,083
Amortization of tangible capital assets	5,879,393	6,704,872
Loss on disposal of tangible capital assets	27,407	230,861
Change in accrued pension asset	(530,156)	(420,200)
Change in accrued retirement allowances	85,031	37,898
Change in receivables	(70,441)	(723,711)
Change in accounts payable and accrued liabilities	140,079	167,081
Change in inventories of materials and supplies	129,366	(36,211)
Change in prepaid expenses and deposits	<u>8,909</u>	<u>(3,305)</u>
Cash provided by operating transactions	<u>13,155,289</u>	<u>15,679,368</u>
<b>Capital transactions</b>		
Acquisition of tangible capital assets	(8,992,762)	(17,811,610)
Change in assets under construction	177,286	1,147,811
Change in deferred government transfers	1,994,906	(1,197,681)
Proceeds on sale of tangible capital assets	<u>1,012,391</u>	<u>173,054</u>
Cash applied to capital transactions	<u>(5,808,179)</u>	<u>(17,688,426)</u>
<b>Investing transactions</b>		
Purchase of investments	<u>(3,024,946)</u>	<u>(4,165,387)</u>
<b>Financing transactions</b>		
Proceeds from long-term debt issue	3,300,000	6,340,000
Long-term debt repayment	<u>(2,509,000)</u>	<u>(3,098,000)</u>
Cash provided by financing transactions	<u>791,000</u>	<u>3,242,000</u>
Change in cash and cash equivalents	5,113,164	(2,932,445)
Cash and cash equivalents at beginning of year	<u>6,718,099</u>	<u>9,650,544</u>
<b>Cash and cash equivalents at end of year</b>	<b><u>\$ 11,831,263</u></b>	<b><u>\$ 6,718,099</u></b>

The accompanying notes to the financial statements are an integral part of these financial statements.

**MUNICIPALITY OF THE TOWN OF RIVERVIEW, NEW BRUNSWICK**  
**NOTES TO THE CONSOLIDATED FINANCIAL STATEMENTS**  
**DECEMBER 31, 2021**

---

**Purpose of organization**

The Municipality of the Town of Riverview, New Brunswick (the "Town") is incorporated and operates under the provisions of the Province of New Brunswick Local Governance Act. As a municipality the Town is exempt from income tax under section 149(1)(c) of the Canadian Income Tax Act as a Public Service Body.

The Town provides municipal services such as police, fire, public works, engineering, parks and recreation, community development and other general government operations.

**1. Adoption of new and revised standards and interpretations**

At the date of authorization of these financial statements, the accounting standards board of Canada has issued the following new and revised standards, amendments and interpretations which are not yet effective during the period covered by these financial statements.

Public Sector (PS) 3400 Revenue is a new section that establishes standards on how to account for and report on revenue. Specifically, it differentiates between revenue arising from transactions that include performance obligations and transactions that do not have performance obligations. PS 3400 is effective for reporting periods beginning on or after April 1, 2023.

PS 3280 Asset Retirement Obligations establishes standards on how to account for and report a liability for asset retirement obligations. This section assists in determining what qualifies as, and how to account for, an Asset Retirement Obligation. PS 3280 is effective for reporting periods beginning on or after April 1, 2022.

PS 3450 Financial Instruments establishes standards on how to account for and report all types of financial instruments including derivatives. Financial instruments include primary instruments (such as receivables, payables and equity instruments) and derivative financial instruments (such as financial options, futures and forwards, interest rate swaps and currency swaps). PS 3450 is effective for reporting periods beginning on or after April 1, 2022.

The municipality is currently assessing the potential impact on its financial statements of the above standards. The municipality expects the adoption of PS 3400 and 3450 may have an impact on its financial statements, but it is not expected to be material. The municipality expects there to be no material impact on the financial statement for the other standards to be adopted.

There are no other Public Sector standards that are not yet effective that would be expected to have a material impact on the municipality's future financial statements.

**2. Summary of significant accounting policies**

The consolidated financial statements of the Municipality of the Town of Riverview, New Brunswick are the representations of management prepared in accordance with Canadian generally accepted accounting principles for local governments, as recommended by the Public Sector Accounting Board (PSAB) of the Chartered Professional Accountants of Canada.

The focus of Public Sector Accounting consolidated financial statements is on the financial position of the Town and the changes thereto. The consolidated statement of financial position includes all of the assets and liabilities of the Town.

**MUNICIPALITY OF THE TOWN OF RIVERVIEW, NEW BRUNSWICK**  
**NOTES TO THE CONSOLIDATED FINANCIAL STATEMENTS**  
**DECEMBER 31, 2021**

---

**2. Summary of significant accounting policies (continued)**

The significant aspects of the accounting policies adopted by the Town are as follows:

**(a) Reporting entity**

These consolidated financial statements reflect the assets, liabilities, revenues, expenditures and changes in net debt and cash flows of the reporting entity. The reporting entity is comprised of all organizations and enterprises accountable for the administration of their affairs and resources to the Town and which are owned or controlled by the Town.

Interdepartmental and organizational transactions and balances are eliminated.

**(b) Budget**

The budget figures contained in these consolidated financial statements were approved by council on November 16, 2020 and the Minister of Local Government approved the Operating budgets on November 26, 2020.

**(c) Use of estimates**

The preparation of the consolidated financial statements in conformity with Canadian generally accepted accounting principles requires management to make estimates that affect the reported amounts of assets and liabilities and disclosure of contingent assets and liabilities at the date of the consolidated financial statements and the reported amount of revenues and expenses during the reporting period. These estimates are reviewed periodically, and as adjustments become necessary, they are reported in annual surplus in the period in which they become known. Actual results may differ from those estimates. Estimates are used when accounting for certain items such as allowance for doubtful accounts and the useful life of tangible capital assets.

**(d) Financial instruments**

The Town's financial instruments consist of cash, accounts receivable, pension asset (net), investments, accounts payable and accrued liabilities, long-term debt, accrued pension liability and accrued retirement allowances. Unless otherwise noted, it is management's opinion that the Town is not exposed to significant interest, currency or credit risk arising from these financial instruments.

The Town is subject to credit risk through accounts receivable. The Town maintains a provision for credit losses, and minimizes credit risk through on-going credit management.

**(e) Cash and cash equivalents**

Cash and cash equivalents are comprised of cash on hand, demand deposits and short term investments that are readily convertible to known amounts of cash and which are subject to an insignificant risk of change in value.

**(f) Deferred revenue**

Deferred revenue includes grants, contributions and other amounts received from third parties pursuant to legislation, regulation and agreement which may only be used in certain programs, in the completion of specific work, or the purchase of tangible capital assets. In addition, certain user charges and fees are collected for which the related services have yet to be performed. Revenue is recognized in the period when the related expenses are incurred, services performed or the tangible capital assets are acquired. In addition, all funds from external parties and earnings thereon restricted by agreement or legislation are accounted for as deferred revenues until used for the purpose specified.

**MUNICIPALITY OF THE TOWN OF RIVERVIEW, NEW BRUNSWICK**  
**NOTES TO THE CONSOLIDATED FINANCIAL STATEMENTS**  
**DECEMBER 31, 2021**

---

**2. Summary of significant accounting policies (continued)**

**(g) Employee future benefits**

The Town and its employees contribute to the Town of Riverview Employees' Pension Plan, a jointly trustee defined benefit pension plan. The Plan provides for service pensions based on length of service and rate of pay.

In addition to the Employees' Pension Plan, a retirement allowance is provided for the Town's employees (Note 10).

Employees may carry forward unused sick leave throughout their employment. This sick leave does not vest to the employees, and as such the Town is not required to compensate employees for unused amounts upon leaving employment with the Town.

**(h) Non-financial assets**

Non-financial assets are not available to discharge existing liabilities and are held for use in the provision of services. They have useful lives extending beyond the current year and are not intended for sale in the normal course of operations. The change in non-financial assets during the year, together with the excess of revenues over expenses, provides the change in net debt for the year.

*Tangible capital assets*

Tangible capital assets are recorded at cost which includes all amounts that are directly attributable to acquisition, construction, development or betterment of the asset. The cost of the tangible capital asset is amortized on a straight-line basis over the estimated useful life as follows:

Land improvements	15 - 25 years
Buildings	25 - 50 years
Vehicles and equipment	5 - 15 years
Computer hardware and software	5 years
Roads, streets, sidewalks and culverts	20 - 50 years
Water and wastewater networks	30 - 100 years

*Assets under construction*

Assets under construction are not amortized until the asset is available for productive use.

*Contribution of tangible capital assets*

Tangible capital assets received as contributions are recorded at their fair value and as revenue at the date of receipt. Fair value is determined by the Town's engineering staff using current expected construction costs of similar assets.

*Inventories of materials and supplies*

Inventories of materials and supplies consist mainly of parts and road maintenance materials and are valued at the lower of cost and net realizable value.

**MUNICIPALITY OF THE TOWN OF RIVERVIEW, NEW BRUNSWICK**  
**NOTES TO THE CONSOLIDATED FINANCIAL STATEMENTS**  
**DECEMBER 31, 2021**

---

**2. Summary of significant accounting policies (continued)**

**(i) Reserve funds**

Under the Province of New Brunswick Local Governance Act, Council may establish discretionary reserves for each type of its operating and capital funds. In addition, the Community Planning Act requires that a statutory Land Reserve be established and maintained for the purpose of acquiring and developing land held for public purposes.

Certain amounts, as approved by Town Council, are set aside in reserve funds for future operating and capital purposes. Transfers to and from reserve funds are recorded as an adjustment to accumulated surplus of that fund. Note 2 in the Schedules of Regulatory Requirements indicates the reserve fund balances as supplementary information.

**(j) Segmented information**

The Town of Riverview is a diversified municipal unit that provides a wide range of services to its residents. For management reporting purposes, the Town's operations and activities are organized and reported by function. This presentation was created for the purpose of recording specific activities to attain certain objectives in accordance with special regulations, restrictions or limitations. Municipal services are provided by departments as follows:

*General government services*

This department is responsible for the overall governance and financial administration of the Municipality. This includes council functions, general and financial management, legal matters and compliance with legislation as well as civic relations.

*Protective services*

This department is responsible for the provision of policing services, fire protection, emergency measures, animal control and other protective measures.

*Transportation services*

This department is responsible for common services, roads and streets maintenance, street lighting, traffic services, parking and other transportation related functions.

*Environmental health services and development services*

This department is responsible for the provision of waste collection and disposal, planning and zoning, community development, tourism and other municipal development and promotion services.

*Recreation and cultural services*

The department is responsible for the maintenance and operation of recreational and cultural facilities, including swimming pools, arena, parks and playgrounds and other recreational and cultural facilities.

*Water and wastewater system*

This department is responsible for the provision of water and sewer services including the maintenance and operation of the underground networks.

**MUNICIPALITY OF THE TOWN OF RIVERVIEW, NEW BRUNSWICK**  
**NOTES TO THE CONSOLIDATED FINANCIAL STATEMENTS**  
**DECEMBER 31, 2021**

**2. Summary of significant accounting policies (continued)**

**(k) Revenue recognition**

Warrant revenue represents annual property tax levy administered and collected by the Province of New Brunswick on behalf of all New Brunswick Municipalities for municipal services.

Government Transfers are recognized as revenue in the period that the transfer is authorized, eligibility criteria have been met by the Town, and a reasonable estimate of the amount to be received can be made.

Sale of services and other charge revenue including sales of services, licences and permits, fines, other, and water and wastewater are recorded on an accrual basis and recognized as earned which is usually when services are provided or facilities are utilized.

Other revenues are recorded when it is earned, and collection is reasonably assured.

**(l) Government transfers**

Government transfers are recognized in the consolidated financial statements as revenues in the period in which events giving rise to the transfer occur, provided the transfers are authorized, all eligibility criteria have been met and reasonable estimates of the amounts can be made. Transfers received for which expenses are not yet incurred are included in deferred government transfers.

**(m) Expense recognition**

Expenses are recognized in the period that the goods and services were acquired and a liability was incurred. Expenses are recorded on an accrual basis.

**3. Cash in bank**

	<b>2021</b>	<b>2020</b>
Cash - restricted	\$ 10,276,970	\$ 5,385,920
Cash - unrestricted	<u>1,554,293</u>	<u>1,332,179</u>
	<b><u>\$ 11,831,263</u></b>	<b><u>\$ 6,718,099</u></b>

The Town has restricted cash balances which consist of amounts included in Reserve funds, which can only be accessed through Council Resolution. It also includes amounts from the Gas Tax Fund which can only be used for approved projects, donations for the new recreation complex, and amounts held on behalf of Riverview P.R.O. Kids.

Restricted cash balances consist of:

Riverview P.R.O. Kids	\$ 66,446	\$ 45,936
Recreation complex donations	587,398	265,611
Gas Tax Fund	3,867,231	1,872,325
General Operating Reserve	88	186,906
General Capital Reserve	5,303,932	2,507,224
General Parkland Reserve	178,933	177,952
Utility Operating Reserve	109,331	108,731
Utility Capital Reserve	<u>163,611</u>	<u>221,235</u>
	<b><u>\$ 10,276,970</u></b>	<b><u>\$ 5,385,920</u></b>

**MUNICIPALITY OF THE TOWN OF RIVERVIEW, NEW BRUNSWICK**  
**NOTES TO THE CONSOLIDATED FINANCIAL STATEMENTS**  
**DECEMBER 31, 2021**

**4. Receivables**

	<b>2021</b>	<b>2020</b>
<u>General</u>		
Trade receivables - General operating	\$ 174,321	\$ 160,402
Water and sewer receivables - Utility operating	1,505,323	1,321,236
Deferred local improvement receivables (see below)	2,445,628	2,349,618
Contractor receivable (see below)	<u>700,000</u>	<u>700,000</u>
	<u>4,825,272</u>	<u>4,531,256</u>
<u>Federal Government</u>		
Canada Revenue Agency (HST refundable)	<u>421,732</u>	<u>573,593</u>
<u>Province of New Brunswick</u>		
New Brunswick Power Corporation	10,542	-
Small Communities Fund	-	59,740
NB Department of Transportation and Infrastructure	<u>-</u>	<u>22,515</u>
	<u>10,542</u>	<u>82,255</u>
	<b><u>\$ 5,257,546</u></b>	<b><u>\$ 5,187,104</u></b>

*Deferred local improvement receivables*

Part of construction and borrowing costs associated with local improvement projects are recovered through a local improvement levy enacted through By-law. These levies are collectable from property owners either in one lump sum payment, or ten equal annual payments plus interest at 6% per annum. These amounts are secured by a lien on the property of the owner. The revenue associated with these deferred local improvement levies is deferred until the ultimate collection of the amounts receivable or when virtual certainty of collection is established (Note 6).

*Contractor receivable*

A development agreement has been entered into with a contractor. This agreement allows for a loan up to a maximum of \$700,000 relating to construction costs, and is repayable at 25% on or before December 31, 2022, 50% on or before December 31, 2023 and 25% on or before December 31, 2024. This loan is without interest.

**5. Investments**

	<b>2021</b>	<b>2020</b>
Guaranteed investment certificates with maturity date of March 3, 2022 and an interest rate of 0.70% (2020 - March 3, 2021 at an interest rate of 2.05%).	<b><u>\$ 13,102,598</u></b>	<b><u>\$ 10,077,652</u></b>

The above investments are restricted and are included in the reserve funds detailed in Note 2 in the Schedules of Regulatory Requirements.



**MUNICIPALITY OF THE TOWN OF RIVERVIEW, NEW BRUNSWICK**  
**NOTES TO THE CONSOLIDATED FINANCIAL STATEMENTS**  
**DECEMBER 31, 2021**

**6. Accounts payable and accrued liabilities**

	<b>2021</b>	<b>2020</b>
Accounts payable	\$ 2,733,491	\$ 3,110,554
Contractors' holdbacks	497,486	482,757
Accrued interest on long-term debt	56,216	53,957
Local improvement deferred revenue (See Note 4)	2,311,598	2,206,961
Deferred revenue	<u>735,777</u>	<u>340,259</u>
	<b><u>\$ 6,334,568</u></b>	<b><u>\$ 6,194,488</u></b>

**7. Deferred government transfers**

Deferred government transfers represent amounts held at year end to be applied to approved projects. These deferred contributions consist of Gas Tax Funds of \$3,867,231 (2020 - \$1,872,325).

**8. Long-term debt**

New Brunswick Municipal Finance Corporation

<u>Interest rate</u>	<u>due date</u>	<u>Debenture/OIC #</u>	<b>2021</b>	<b>2020</b>
1.35% to 3.45%	2021	BF-21, OIC #11-0053	\$ -	\$ 661,000
1.25% to 3.70%	2023	BJ-23, OIC #10-0016	67,000	99,000
2.10% to 5.55%	2023	AZ-27, OIC #07-0006; 08-0020	196,000	287,000
1.20% to 3.80%	2036	BP-20, OIC #15-0042	7,959,000	8,380,000
1.65% to 3.30%	2037	BR-21, OIC #15-0042	3,442,000	3,611,000
2.55% to 3.55%	2033	BU-20, OIC #18-0019	3,754,000	4,009,000
1.95% to 2.80%	2034	BW-28, OIC #09-0014; 09-0045; 19-0026	4,836,000	5,326,000
0.50% to 2.30%	2035	BY-22, OIC #20-007	5,950,000	6,340,000
0.86% to 2.38%	2031	CA-19, OIC #21-0025	<u>3,300,000</u>	<u>-</u>
			<b><u>\$ 29,504,000</u></b>	<b><u>\$ 28,713,000</u></b>

Principal repayments required during the next five years are as follows:

2022	\$ 2,193,000
2023	2,237,000
2024	2,143,000
2025	2,058,000
2026	2,103,000

Approval of the Municipal Capital Borrowing Board has been obtained for the debenture debt reported and all the long-term debt has been approved by Order-in-Council of the Provincial Legislature.

**9. Accrued pension asset**

Pension benefits are provided to employees of the Municipality of the Town of Riverview, New Brunswick under the Town of Riverview Employees' Pension Plan established in 1974. The plan is registered and meets the requirements of Canada Revenue Agency and the Superintendent of Pensions for New Brunswick. The plan is a defined benefit plan with employees contributing 6% of earnings. The Town is currently contributing 9.9% of employees' earnings (2020 - 8.9%).

**MUNICIPALITY OF THE TOWN OF RIVERVIEW, NEW BRUNSWICK**  
**NOTES TO THE CONSOLIDATED FINANCIAL STATEMENTS**  
**DECEMBER 31, 2021**

**9. Accrued pension asset (continued)**

The contribution by the Town in 2021 was \$769,500 (2020 - \$657,400). Total benefit payments to retirees during the year were \$1,626,300 (2020 - \$1,228,000). A separate pension fund is maintained. The Town is in a net funded position at December 31, 2021 as follows:

	<b>2021</b>	<b>2020</b>
Fair market value of plan assets	\$ 35,528,200	\$ 31,859,000
Accrued benefit obligation	<u>(29,767,500)</u>	<u>(27,840,100)</u>
Funded status	5,760,700	4,018,900
Unamortized actuarial gains	<u>(3,502,244)</u>	<u>(2,290,600)</u>
Accounting pension asset	<b><u>\$ 2,258,456</u></b>	<b><u>\$ 1,728,300</u></b>

Actuarial valuations for accounting purposes are performed annually using the traditional unit credit method. The most recent valuation of the Pension Plan by the Town's actuaries, Eckler Ltd. was carried out effective December 31, 2020. The valuation results from 2020 were used to extrapolate forward using valuations assumptions, along with actual contributions and benefit payments made during the extrapolation period. The net unamortized actuarial gain of \$3,502,244 (2020 - \$2,290,600) is to be amortized on a straight-line basis over the expected average remaining service life (15 years) of the employee group.

The actuarial valuation was based on a number of assumptions about future events, such as interest rates, employee turnover and mortality. The assumptions used reflect the Town's best estimates:

Discount rate	5.25%
Mortality	2014 Mortality Table projected with CPM Improvement Scale B
Normal retirement age	Earlier of age 65 or Rule of 85

	<b>2021</b>	<b>2020</b>
Current period benefit cost	\$ 1,156,969	\$ 1,084,386
Amortization of actuarial gain/losses	<u>(238,080)</u>	<u>(206,300)</u>
Less: Employee contributions	918,889 <u>(466,518)</u>	878,086 <u>(458,737)</u>
Pension expense	452,371	419,349
Interest recovery on the average accrued benefit obligation	<u>(213,068)</u>	<u>(182,181)</u>
Total expenses related to pension	<b><u>\$ 239,303</u></b>	<b><u>\$ 237,168</u></b>

**10. Accrued retirement allowances**

The Town provides a retirement allowance to eligible employees reaching the minimum retirement age under the pension plan. This amount is payable to the employee upon retirement. For non-union employees, upon completion of a minimum of 10 or more years of service, employees are entitled to 5 days pay for each year of service to a maximum of 125 days. For union employees, upon completion of a minimum of 10 or more years of service, employees are entitled to 1 month regular salary for each 5 years of service to a maximum of 6 months. The total liability included in these consolidated financial statements for this accrued retirement allowance is \$1,245,365 (2020 - \$1,160,334).

**MUNICIPALITY OF THE TOWN OF RIVERVIEW, NEW BRUNSWICK  
SUMMARY OF SIGNIFICANT ACCOUNTING POLICIES AND OTHER EXPLANATORY INFORMATION  
DECEMBER 31, 2021**

**11. Schedule of Tangible Capital Assets**

	General Fund					Water and Sewer Fund			Total 2021	Total 2020	
	Land	Land Improvements	Buildings	Vehicles and Equipment	Computer Hardware and Software	Roads Streets Sidewalks Culverts	Water and Sewer Buildings	Water and Sewer Pipes			Assets Under Construction
<b>Cost</b>											
Balance, beginning of year \$	1,080,891	\$ 12,242,404	\$ 33,158,756	\$ 15,841,374	\$ 660,805	\$ 113,853,166	\$ 6,926,797	\$ 55,065,639	\$ 209,563	\$ 239,039,395	\$ 224,423,422
Add:											
Additions and transfers	3,438	712,804	114,118	1,956,490	69,980	3,682,400	-	2,368,359	85,173	8,992,762	17,811,610
Less:											
Disposals and transfers	(13,749)	(486,613)	(2,070,032)	(1,492,677)	-	(417,461)	-	(111,739)	(177,286)	(4,769,557)	(3,195,637)
Balance, end of year	<u>1,070,580</u>	<u>12,468,595</u>	<u>31,202,842</u>	<u>16,305,187</u>	<u>730,785</u>	<u>117,118,105</u>	<u>6,926,797</u>	<u>57,322,259</u>	<u>117,450</u>	<u>243,262,600</u>	<u>239,039,395</u>
<b>Accumulated amortization</b>											
Balance, beginning of year	-	4,678,166	9,482,341	9,326,993	535,828	35,531,913	2,525,508	13,478,646	-	75,559,395	70,498,434
Add:											
Amortization	-	506,197	768,070	1,316,026	52,323	2,399,879	166,546	670,352	-	5,879,393	6,704,872
Less:											
Disposals and transfers	-	(326,613)	(1,430,034)	(1,406,710)	-	(289,225)	-	(99,890)	-	(3,552,472)	(1,643,911)
Balance, end of year	<u>-</u>	<u>4,857,750</u>	<u>8,820,377</u>	<u>9,236,309</u>	<u>588,151</u>	<u>37,642,567</u>	<u>2,692,054</u>	<u>14,049,108</u>	<u>-</u>	<u>77,886,316</u>	<u>75,559,395</u>
<b>Asset net book value</b>	<u>\$ 1,070,580</u>	<u>\$ 7,610,845</u>	<u>\$ 22,382,465</u>	<u>\$ 7,068,878</u>	<u>\$ 142,634</u>	<u>\$ 79,475,538</u>	<u>\$ 4,234,743</u>	<u>\$ 43,273,151</u>	<u>\$ 117,450</u>	<u>\$ 165,376,284</u>	<u>\$ 163,480,000</u>

**MUNICIPALITY OF THE TOWN OF RIVERVIEW, NEW BRUNSWICK**  
**NOTES TO THE CONSOLIDATED FINANCIAL STATEMENTS**  
**DECEMBER 31, 2021**

---

**12. Short-term borrowings compliance**

The credit facility with the Town's bank has a combined authorized borrowing limit of \$5,000,000 for operations and capital purposes. This credit facility has an interest rate of prime less 0.75% (at December 31, 2021 - 1.70%) and is payable on a monthly basis. As of December 31, 2021, there was no amount outstanding on this credit facility.

**Interim borrowing for capital**

As of December 31, 2021, the Town's temporary advances net of amounts receivable in the General and Utility Capital Funds were within its limits in accordance with the Municipal Capital Borrowing Act of New Brunswick.

**Operating borrowing**

As prescribed in the Province of New Brunswick Local Governance Act, the borrowing to finance its General Fund operations is limited to 4% of the Town's operating budget. Borrowing to finance Utility Fund operations is limited to 50% of the Town's operating budget. As of December 31, 2021, the Town had no net borrowing in the General Operating or Utility Operating funds. In 2021, the Town has complied with these restrictions.

**Inter-fund borrowing**

The Municipal Financial Reporting Manual requires that short-term inter-fund borrowings be repaid in the next year unless the borrowing is for a capital project. In the case of capital projects, the amount borrowed has to be repaid within one year of the completion of the project. The amounts payable between funds are in compliance with the requirements.

**13. Commitments**

The Town entered into a 5-year agreement with the Friends of the Moncton Hospital in 2020 for their Extraordinary Campaign which is aimed at enhancing care for the hospital's Maternity and Newborn, and Cardiac patients. The agreement is for a total of \$25,000, with \$5,000 pledged annually. The current year is the third year of the commitment.

The Town has entered into a number of multi-year contracts for delivery of services, the construction of assets and other expenditures. These contract obligations will become liabilities in the future when the terms of the contract are met.

**14. Contingencies**

In the normal course of the Town's activities, the Town is subject to a number of claims and litigations. The Town intends to defend and negotiate such claims and litigations. The eventual outcome of these claims and litigations are not determinable at year end.

It has been determined that a Town owned parcel of land contains contaminated soil, the extent of which has not been fully determined. The potential cost for remediation is dependent on the future use for this land but is not expected to be significant. The potential remediation cost is not determinable at the reporting date and, as a result, the Town has not accrued any costs for remediation in these financial statements.

**MUNICIPALITY OF THE TOWN OF RIVERVIEW, NEW BRUNSWICK**  
**NOTES TO THE CONSOLIDATED FINANCIAL STATEMENTS**  
**DECEMBER 31, 2021**

---

**15. Safe Restart Program**

In the 2020 year, the Federal Government implemented the Safe Restart Agreement which is a federal investment of more than \$19 billion to help provinces and territories safely restart their economies affected by the COVID-19 global pandemic. The Province received \$41 million under the municipal stream agreement. In the 2020 year, the province approved funding of \$1,930,000 in Phase 1 for municipalities with public transit and \$11,162,849 in Phase 2 for municipalities that had incurred qualifying expenses as per provincial guidelines. On February 8, 2021, the Province announced Phase 3 of this funding, in the amount of \$28,038,150, which will be paid out to all municipalities on a per capita basis in the 2021 year. The Town received \$1,067,642 under Phase 3 and is recognized as revenue in the 2021 year.

**16. COVID-19 Impact**

On March 11, 2020 the World Health Organization categorized COVID-19 as a pandemic. The potential economic impact within the Town's environment and in the global markets due to the effects of the pandemic were unknown at that time. Since that date, the Town still faces uncertainty relating to the eventual effect on the Town's operations as a result of COVID-19. To date the Town has put in place all measures they believe are necessary to mitigate the risks associated with the pandemic. The Town has reviewed the possible financial impacts of COVID-19, and have found there is currently no effect to credit risk, or impaired assets.

As the pandemic is ongoing, it is currently uncertain as to what the future impact will be on the Town's financial results.

**MUNICIPALITY OF THE TOWN OF RIVERVIEW, NEW BRUNSWICK**  
**SCHEDULE OF SEGMENT DISCLOSURES**  
**DECEMBER 31, 2021**

Schedule 1

	<u>General Government</u>	<u>Protective</u>	<u>Transportation</u>	<u>Environmental Health &amp; Development</u>	<u>Recreational and Cultural</u>	<u>Water &amp; Sewer</u>	<u>Total 2021</u>	<u>Total 2020</u>
<b>Revenue</b>								
Property tax warrant	\$ 2,278,412	\$ 7,474,591	\$ 8,623,191	\$ 1,960,605	\$ 5,355,752	\$ -	\$ 25,692,551	\$ 24,875,683
Unconditional transfers from the Provincial Government	230,592	756,485	872,732	198,428	542,042	-	2,600,279	2,749,598
Other contributions and government transfers	1,067,642	415,365	1,873,816	-	-	-	3,356,823	5,869,409
Sales of services	6,828	-	34,275	-	839,926	-	881,029	774,166
Other revenue from own sources	323,411	13,190	-	364,978	-	191,330	892,909	1,206,803
Gain (loss) on disposal of tangible capital assets	(18,000)	-	(34,812)	-	37,250	(11,845)	(27,407)	(230,861)
Water and sewer revenue	-	-	-	-	-	7,808,246	7,808,246	7,470,346
Total revenue	<u>3,888,885</u>	<u>8,659,631</u>	<u>11,369,202</u>	<u>2,524,011</u>	<u>6,774,970</u>	<u>7,987,731</u>	<u>41,204,430</u>	<u>42,715,144</u>
<b>Expenses</b>								
Salaries and benefits	1,421,992	3,073,033	1,353,382	112,975	2,873,595	1,500,800	10,335,777	9,572,250
Goods and services	1,193,971	4,317,394	2,769,851	1,938,582	1,867,424	4,587,997	16,675,219	15,855,320
Amortization	207,213	306,750	3,744,418	-	758,014	862,998	5,879,393	6,704,872
Interest	79,259	1,196	581,615	-	49,539	116,731	828,340	860,619
	<u>2,902,435</u>	<u>7,698,373</u>	<u>8,449,266</u>	<u>2,051,557</u>	<u>5,548,572</u>	<u>7,068,526</u>	<u>33,718,729</u>	<u>32,993,061</u>
<b>Surplus</b>	<b>\$ <u>986,450</u></b>	<b>\$ <u>961,258</u></b>	<b>\$ <u>2,919,936</u></b>	<b>\$ <u>472,454</u></b>	<b>\$ <u>1,226,398</u></b>	<b>\$ <u>919,205</u></b>	<b>\$ <u>7,485,701</u></b>	<b>\$ <u>9,722,083</u></b>

**MUNICIPALITY OF THE TOWN OF RIVERVIEW, NEW BRUNSWICK**  
**CONSOLIDATED SCHEDULE OF REVENUES**  
**DECEMBER 31, 2021**

Schedule 2

	2021 PSA Budget	2021 Actual	2020 Actual
<b>Other contributions and government transfers</b>			
Infrastructure program	\$ 55,838	\$ 55,838	\$ 616,758
Safe Restart program (Note 15)	-	1,067,642	-
Gas tax program	813,255	813,255	2,585,708
Contributed assets - developers	831,569	831,569	2,057,891
Fire-local service district	415,364	415,364	433,248
Roads and streets	161,800	158,011	159,953
Lane marking	15,800	15,144	15,851
	<u>\$ 2,293,626</u>	<u>\$ 3,356,823</u>	<u>\$ 5,869,409</u>
<b>Sales of services</b>			
Community centre	\$ 207,596	\$ 184,192	\$ 148,543
Swimming pools	336,475	324,335	219,012
Skating rinks and arenas	289,250	262,749	234,747
Other recreational programs	59,000	68,650	54,151
Fundy Station lease income	11,633	6,828	65,273
Other - culverts, curb cutting	10,000	34,275	52,440
	<u>\$ 913,954</u>	<u>\$ 881,029</u>	<u>\$ 774,166</u>
<b>Other revenue from own sources</b>			
Licences and permits			
Building	\$ 200,000	\$ 325,309	\$ 257,485
Animal	25,400	21,520	23,303
Planning commission	30,000	39,670	31,363
Fines			
Municipal By-Law	10,000	13,190	8,150
Other			
Local improvement levy	75,000	117,126	139,625
Development cost recovery	-	-	13,658
Sale of land	-	-	274,461
Miscellaneous	50,114	52,603	48,595
Loss on disposal of assets	-	(27,407)	(230,861)
Return on investments			
Interest on cash in bank	25,662	38,648	33,331
Interest on past due accounts	140,000	169,050	158,775
Interest on reserve funds	115,793	115,793	218,057
	<u>\$ 671,969</u>	<u>\$ 865,502</u>	<u>\$ 975,942</u>
<b>Water and sewerage revenue</b>			
Water user charges - residential	\$ 3,207,600	\$ 3,238,362	\$ 3,204,879
- other	785,000	943,637	790,303
Sewer user charges - residential	1,372,800	1,381,933	1,367,476
- other	285,000	341,855	283,544
Sewer treatment levy	1,764,000	1,850,031	1,755,885
Water and sewer other revenue	52,152	52,428	68,259
	<u>\$ 7,466,552</u>	<u>\$ 7,808,246</u>	<u>\$ 7,470,346</u>

**MUNICIPALITY OF THE TOWN OF RIVERVIEW, NEW BRUNSWICK**  
**CONSOLIDATED SCHEDULE OF EXPENSES**  
**DECEMBER 31, 2021**

Schedule 3

	2021 PSA Budget	2021 Actual	2020 Actual
<b>General government services</b>			
Legislative			
Mayor	\$ 44,785	\$ 42,225	\$ 39,759
Councilors	139,504	131,455	126,555
Other	<u>36,442</u>	<u>32,015</u>	<u>24,904</u>
	<u>220,731</u>	<u>205,695</u>	<u>191,218</u>
Administrative			
Manager	133,244	132,338	125,022
Corporate services	418,910	464,599	384,959
Office building	78,132	67,228	73,740
Solicitor	80,000	27,707	61,313
Other	<u>147,375</u>	<u>150,731</u>	<u>140,476</u>
	<u>857,661</u>	<u>842,603</u>	<u>785,510</u>
Financial and Human Resources			
Administrative	111,258	112,522	107,100
Accounting and human resources	<u>638,661</u>	<u>622,623</u>	<u>588,601</u>
	<u>749,919</u>	<u>735,145</u>	<u>695,701</u>
Other General Government Services			
Civic relations	129,000	60,828	66,595
Other general government services	25,500	16,253	32,364
Public liability insurance premiums	140,000	147,090	124,596
Grants to organizations	287,303	270,160	268,629
Assessment costs	<u>311,594</u>	<u>311,594</u>	<u>303,016</u>
	<u>893,397</u>	<u>805,925</u>	<u>795,200</u>
	<b><u>\$ 2,721,708</u></b>	<b><u>\$ 2,589,368</u></b>	<b><u>\$ 2,467,629</u></b>
<b>Protective services</b>			
Police			
RCMP contract	\$ 3,638,490	\$ 3,638,490	\$ 3,586,634
RCMP building consulting fees	<u>35,000</u>	<u>26,593</u>	<u>22,957</u>
	<u>3,673,490</u>	<u>3,665,083</u>	<u>3,609,591</u>
Fire			
Administration	2,839,238	2,866,934	2,660,145
Volunteers	92,000	80,768	66,174
Fire alarm system	111,000	104,502	20,886
Fire investigation and prevention	8,600	7,375	3,514
Training and development	62,700	52,150	52,918



**MUNICIPALITY OF THE TOWN OF RIVERVIEW, NEW BRUNSWICK**  
**CONSOLIDATED SCHEDULE OF EXPENSES (CONTINUED)**  
**DECEMBER 31, 2021**

Schedule 3

	2021 PSA Budget	2021 Actual	2020 Actual
<b>Protective services (continued)</b>			
Fire (continued)			
Station and building	123,700	129,111	127,544
Firefighting equipment	161,650	208,892	221,924
Other	<u>7,750</u>	<u>7,610</u>	<u>6,187</u>
	<u>3,406,638</u>	<u>3,457,342</u>	<u>3,159,292</u>
Other			
Bylaw enforcement	113,652	111,898	107,128
Animal and pest control	103,157	99,252	98,376
Crosswalk guards	<u>85,845</u>	<u>83,445</u>	<u>62,422</u>
	<u>302,654</u>	<u>294,595</u>	<u>267,926</u>
	<b><u>\$ 7,382,782</u></b>	<b><u>\$ 7,417,020</u></b>	<b><u>\$ 7,036,809</u></b>
<b>Transportation services</b>			
Common Services			
Administration	\$ 929,604	\$ 857,682	\$ 799,647
General equipment	184,441	156,395	152,531
Workshops, yard and other buildings	<u>138,800</u>	<u>137,710</u>	<u>136,854</u>
	<u>1,252,845</u>	<u>1,151,787</u>	<u>1,089,032</u>
Road transport			
Engineering planning, supervision	<u>34,480</u>	<u>22,792</u>	<u>20,499</u>
Roads and streets			
Summer maintenance	373,750	313,872	262,575
Culverts and drainage ditches	23,430	29,225	20,589
Storm sewers	40,000	18,625	28,085
Snow and ice removal	<u>836,044</u>	<u>1,018,314</u>	<u>777,912</u>
	<u>1,273,224</u>	<u>1,380,036</u>	<u>1,089,161</u>
Street lighting	<u>584,000</u>	<u>793,841</u>	<u>565,565</u>
Traffic services			
Street signs	17,000	6,883	33,145
Traffic lane marking	60,000	66,206	62,297
Traffic signals	8,000	17,877	634
Crosswalks	5,000	4,377	417
Public transit	<u>673,640</u>	<u>679,435</u>	<u>578,622</u>
	<u>763,640</u>	<u>774,778</u>	<u>675,115</u>
	<b><u>\$ 3,908,189</u></b>	<b><u>\$ 4,123,234</u></b>	<b><u>\$ 3,439,372</u></b>

**MUNICIPALITY OF THE TOWN OF RIVERVIEW, NEW BRUNSWICK  
CONSOLIDATED SCHEDULE OF EXPENSES (CONTINUED)  
DECEMBER 31, 2021**

Schedule 3

	2021 PSA Budget	2021 Actual	2020 Actual
<b>Environmental health and development services</b>			
Environmental health services			
Garbage and waste collection	\$ 615,500	\$ 651,695	\$ 561,575
Landfill costs	<u>377,204</u>	<u>377,204</u>	<u>380,865</u>
	<u>992,704</u>	<u>1,028,899</u>	<u>942,440</u>
Environmental development services			
Community planning	366,366	366,366	374,680
Community development agency	78,074	78,074	78,074
Economic development and tourism	365,636	201,802	314,249
Beautification and land rehabilitation	<u>389,796</u>	<u>376,416</u>	<u>380,412</u>
	<u>1,199,872</u>	<u>1,022,658</u>	<u>1,147,415</u>
	<b><u>\$ 2,192,576</u></b>	<b><u>\$ 2,051,557</u></b>	<b><u>\$ 2,089,855</u></b>
<b>Recreation and cultural services</b>			
Administration	\$ 2,592,629	\$ 2,543,490	\$ 2,350,881
Community centres and halls	665,874	540,578	412,089
Swimming pools	389,871	397,790	298,382
Rinks and arenas	434,420	526,664	434,021
Parks and playgrounds	205,300	327,840	253,229
Other recreational facilities	334,420	228,814	338,114
Library	34,501	32,395	29,961
Fundy Chocolate River Station	72,402	63,542	305,228
Other	<u>79,770</u>	<u>79,907</u>	<u>77,296</u>
	<b><u>\$ 4,809,187</u></b>	<b><u>\$ 4,741,020</u></b>	<b><u>\$ 4,499,201</u></b>
<b>Water supply</b>			
Administration	\$ 91,421	\$ 95,314	\$ 87,742
Billing and collection	101,709	112,213	102,280
Water purchased	1,460,000	1,401,887	1,520,204
Other	<u>1,690,841</u>	<u>1,727,391</u>	<u>1,524,905</u>
	<b><u>\$ 3,343,971</u></b>	<b><u>\$ 3,336,805</u></b>	<b><u>\$ 3,235,131</u></b>
<b>Sewerage collection and disposal</b>			
Administration	\$ 91,420	\$ 95,679	\$ 87,981
Sewerage treatment and disposal	1,742,790	1,742,790	1,750,350
Other	<u>909,412</u>	<u>913,523</u>	<u>821,243</u>
	<b><u>\$ 2,743,622</u></b>	<b><u>\$ 2,751,992</u></b>	<b><u>\$ 2,659,574</u></b>

**MUNICIPALITY OF THE TOWN OF RIVERVIEW, NEW BRUNSWICK**  
**CONSOLIDATED SCHEDULE OF EXPENSES (CONTINUED)**  
**DECEMBER 31, 2021**

Schedule 3

---

	2021 PSA Budget	2021 Actual	2020 Actual
<b>Interest and miscellaneous</b>			
Interest on bank overdraft	\$ 116,000	\$ 58,004	\$ 92,400
Interest on long-term debt	<u>828,811</u>	<u>770,336</u>	<u>768,218</u>
	<b><u>\$ 944,811</u></b>	<b><u>\$ 828,340</u></b>	<b><u>\$ 860,618</u></b>

**MUNICIPALITY OF THE TOWN OF RIVERVIEW, NEW BRUNSWICK  
SCHEDULES OF REGULATORY REPORTING REQUIREMENTS  
DECEMBER 31, 2021**

The Department of Local Government of New Brunswick has requested some disclosures in addition to Canadian Public Sector Accounting Standards for monitoring purposes. The Town has provided these disclosure requirements in the following pages

**1. Reconciliation of Annual Surplus in Consolidated Financial Statements to Provincial Municipal Reporting Standards**

	General Operating Fund	General Capital Fund	Water & Sewer Operating Fund	Water & Sewer Capital Fund	General Reserve Fund	Water & Sewer Reserve Fund	Total
<b>2021 annual fund surplus (deficit) per consolidated financial statements</b>	\$ 10,901,614	\$ (4,988,541)	\$ 1,686,823	\$ (229,988)	\$ 97,001	\$ 18,792	\$ 7,485,701
<i>Adjustments to annual surplus for funding requirements</i>							
Second previous year surplus	18,303	-	46,788	-	-	-	65,091
Transfers between funds:							
Transfer from operating to capital	(4,483,926)	4,483,926	(1,842,057)	1,842,057	-	-	-
Transfer from operating to reserve	(5,300,000)	-	(163,000)	-	5,300,000	163,000	-
Addition to accrued pension asset	(530,156)	-	-	-	-	-	(530,156)
Amortization expense	-	5,016,396	-	862,998	-	-	5,879,394
Contributed tangible capital assets	-	(831,569)	-	-	-	-	(831,569)
Water cost transfer	(300,000)	-	300,000	-	-	-	-
Total adjustments to 2021 annual surplus (deficit)	(10,595,779)	8,668,753	(1,658,269)	2,705,055	5,300,000	163,000	4,582,760
<b>2021 annual surplus</b>	<b>\$ 305,835</b>	<b>\$ 3,660,212</b>	<b>\$ 28,554</b>	<b>\$ 2,475,067</b>	<b>\$ 5,397,001</b>	<b>\$ 181,792</b>	<b>\$ 12,068,461</b>

**MUNICIPALITY OF THE TOWN OF RIVERVIEW, NEW BRUNSWICK**  
**SCHEDULES OF REGULATORY REPORTING REQUIREMENTS**  
**DECEMBER 31, 2021**

**2. Statement of reserves**

	General Operating	General Capital	General Parkland	Water & Sewer Operating	Water & Sewer Capital	Total 2021	Total 2020
<i>Assets</i>							
Cash	\$ 88	\$ 5,303,932	\$ 178,933	\$ 109,331	\$ 163,611	\$ 5,755,895	\$ 3,202,048
Investments (see below)	1,315,001	9,720,528	-	-	2,067,069	13,102,598	10,077,652
	<b>\$ 1,315,089</b>	<b>\$ 15,024,460</b>	<b>\$ 178,933</b>	<b>\$ 109,331</b>	<b>\$ 2,230,680</b>	<b>\$ 18,858,493</b>	<b>\$ 13,279,700</b>
<i>Surplus</i>							
Accumulated Surplus, beginning of year	\$ 1,303,452	\$ 9,640,077	\$ 177,952	\$ 108,731	\$ 2,049,488	\$ 13,279,700	\$ 10,156,643
Annual surplus	11,637	5,384,383	981	600	181,192	5,578,793	3,123,057
	<b>\$ 1,315,089</b>	<b>\$ 15,024,460</b>	<b>\$ 178,933</b>	<b>\$ 109,331</b>	<b>\$ 2,230,680</b>	<b>\$ 18,858,493</b>	<b>\$ 13,279,700</b>
<i>Revenue</i>							
Interest	\$ 11,637	\$ 84,383	\$ 981	\$ 600	\$ 18,192	\$ 115,793	\$ 218,057
Transfers from operating funds	-	5,300,000	-	-	163,000	5,463,000	2,905,000
	<b>\$ 11,637</b>	<b>\$ 5,384,383</b>	<b>\$ 981</b>	<b>\$ 600</b>	<b>\$ 181,192</b>	<b>\$ 5,578,793</b>	<b>\$ 3,123,057</b>
<i>Summary</i>							
<b>Name of Investment</b>	<b>Principal Amount</b>	<b>Accrued interest</b>	<b>Total</b>	<b>Interest Rate</b>	<b>Date of Maturity</b>		
Non-redeemable GIC	\$ 1,307,380	\$ 7,621	\$ 1,315,001	0.70%	March 3, 2022		
Non-redeemable GIC	9,664,184	56,344	9,720,528	0.70%	March 3, 2022		
Non-redeemable GIC	2,055,087	11,982	2,067,069	0.70%	March 3, 2022		
	<b>\$ 13,026,651</b>	<b>\$ 75,947</b>	<b>\$ 13,102,598</b>				

**MUNICIPALITY OF THE TOWN OF RIVERVIEW, NEW BRUNSWICK  
SCHEDULES OF REGULATORY REPORTING REQUIREMENTS  
DECEMBER 31, 2021**

---

**2. Statement of reserves (continued)**

Council Resolutions regarding transfers to and from reserves:

**Resolution #1**

Moved by: Councillor J. Coughlan  
Seconded by: Councillor C. Cassista.

**BE IT RESOLVED** that the Town Council of the Town of Riverview authorize the transfer of \$5,300,000 from the 2021 General Operating Fund to the General Capital Reserve Fund.

**Resolution #2**

Moved by: Councillor J. Coughlan  
Seconded by: Councillor C. Cassista

**BE IT RESOLVED** that the Town Council of the Town of Riverview authorize the transfer of \$163,000 from the 2021 Utility Operating Fund to the Utility Capital Reserve Fund.

I hereby certify that the above are true and exact copies of resolutions adopted at a meeting of Council on December 13, 2021.

*Annette Crummey*

Annette Crummey  
Town Clerk  
Town of Riverview

*Apr 12, 2022*

Date



**MUNICIPALITY OF THE TOWN OF RIVERVIEW, NEW BRUNSWICK**  
**SCHEDULES OF REGULATORY REPORTING REQUIREMENTS**  
**DECEMBER 31, 2021**

**3. Reconciliation of Operating Budget to Public Sector Accounting for year ended December 31, 2021**

	<u>Operating</u>	<u>Amortization</u>	<u>Other</u>	<u>Transfers</u>	<u>Total</u>
<b>Revenue</b>					
Warrant of assessment	\$ 25,579,913	\$ -	\$ -	\$ -	\$ 25,579,913
Unconditional transfers from Provincial Government	2,521,193	-	-	-	2,521,193
Other contributions and government transfers	592,964	-	1,700,662	-	2,293,626
Sales of services	913,954	-	-	-	913,954
Other revenue from own sources	1,486,176	-	(814,207)	-	671,969
Water and sewer revenue	<u>7,766,552</u>	-	<u>(300,000)</u>	-	<u>7,466,552</u>
	<u>38,860,752</u>	-	<u>586,455</u>	-	<u>39,447,207</u>
<b>Expenses</b>					
General government services	2,787,334	-	(65,626)	-	2,721,708
Protective services	7,833,437	-	(450,655)	-	7,382,782
Transportation services	3,980,470	-	(72,281)	-	3,908,189
Environment health and development	2,198,889	-	(6,313)	-	2,192,576
Recreation and cultural services	4,956,034	-	(146,847)	-	4,809,187
Water supply	3,404,469	-	(60,498)	-	3,343,971
Sewerage collection and disposal	2,771,558	-	(27,936)	-	2,743,622
Amortization of tangible capital assets	-	5,879,393	-	-	5,879,393
Interest expense and miscellaneous	<u>944,811</u>	-	-	-	<u>944,811</u>
	<u>28,877,002</u>	<u>5,879,393</u>	<u>(830,156)</u>	-	<u>33,926,239</u>
<b>Fiscal services</b>					
Transfer from operating fund to capital fund	7,585,841	-	-	(7,585,841)	-
Transfer from operating fund to reserve fund	2,463,000	-	-	(2,463,000)	-
Second previous years' surplus	<u>(65,091)</u>	-	-	<u>65,091</u>	-
	<u>9,983,750</u>	-	-	<u>(9,983,750)</u>	-
	<u>38,860,752</u>	<u>5,879,393</u>	<u>(830,156)</u>	<u>(9,983,750)</u>	<u>33,926,239</u>
<b>Annual surplus</b>	<u>\$ -</u>	<u>\$ (5,879,393)</u>	<u>\$ 1,416,611</u>	<u>\$ 9,983,750</u>	<u>\$ 5,520,968</u>



30 Honour House Court, Riverview, NB E1B 3Y9  
info@townofriverview.ca | Telephone: (506) 387-2020  
[www.townofriverview.ca](http://www.townofriverview.ca)